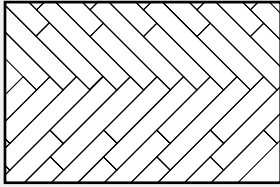
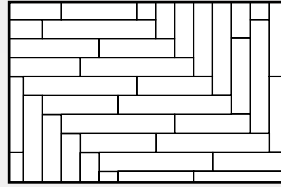


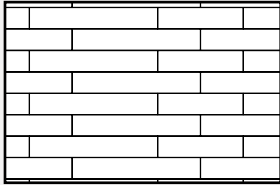
Piazza Series



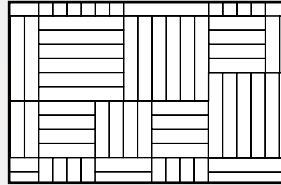
Type 1 & 2 - 45° Herringbone
Type 1 comprises 60% of total area
Type 2 comprises 40% of total area



Type 1 & 2 - 90° Herringbone
Type 1 comprises 60% of total area
Type 2 comprises 40% of total area

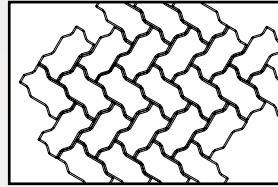


Type 1 & 2 - Offset Runner
Type 1 comprises 60% of total area
Type 2 comprises 40% of total area

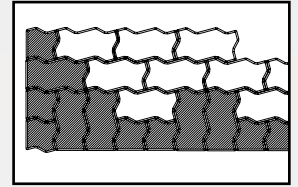


Type 1 & 2 - Pinwheel Pattern
Type 1 comprises 60% of total area
Type 2 comprises 40% of total area

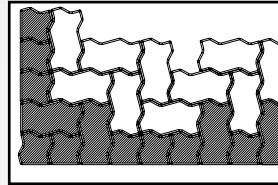
Universal



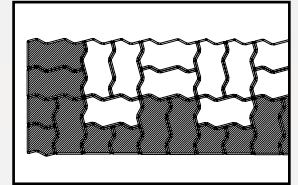
45° Herringbone



Runner Bond Edge Detail

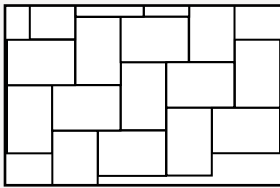


**90° Herringbone
Edge Detail**

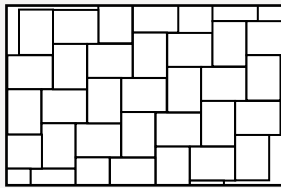


Parquet Edge Detail

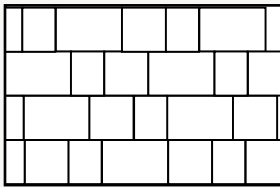
Villa Stone



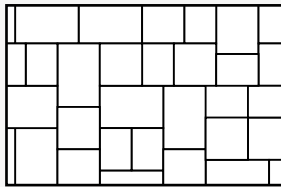
Type 1 - 90° Basket Weave



Type 3 - 90° Basket Weave



Type 1,2 & 3 - Runner Bond

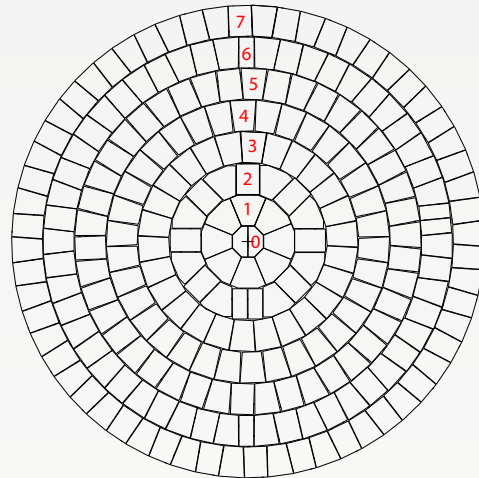


Type 1,2 & 3 - Random Cobble

The Villa Stone Offset Runner Bond and Random Cobble patterns use an equal number of Type 1, Type 2 and Type 3 pieces.

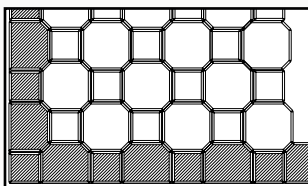
Type 1 comprises 46% of total area.
Type 2 comprises 31% of total area.
Type 3 comprises 23% of total area.

Villa Stone Circle Kit



	Circle Row	Circle Diam. cm	Circle Diam. Inch	Center Stone	Small Circle Stone	Large Circle Stone	Half Stone	Three Quarter Stone
7	242	95			30			30
6	210	82			26	4		23
5	178	70			21			21
4	145	57			34			
3	113	45			26			
2	81	32		8		2		7
1	49	19		8				
0	16	6	2					

Legend



Legend Edge Detail

Full page pattern drawings are available on our website at
www.pavingstones.com