



**BELGARD**  
PAVES THE WAY



# BRANDS THAT BRING OUTDOOR LIVING TO LIFE

Together with our fellow Oldcastle® APG brands, we not only transform outdoor spaces, we transform the way families exist in those spaces. In the following pages, enjoy inspiration and resources for your own outdoor transformation, including ideas for pairing Belgard with other products to bring your outdoor vision to life.

## A FAMILY OF BRANDS



**MoistureShield**  
COMPOSITE DECKING



**ECHELON**




**Techniseal**

**Barrette**  
OUTDOOR LIVING

**Pebble Technology**



**Oldcastle APG**  
A CRH COMPANY



**ECHELON**  
[Echelon.com](http://Echelon.com)

**BELGARD**  
[Belgard.ca](http://Belgard.ca)

**PEBBLETEC**  
[PebbleTec.com](http://PebbleTec.com)

**TECHNISEAL**  
[Techniseal.com](http://Techniseal.com)

**SAKRETE**  
[Sakrete.com](http://Sakrete.com)

**BARRETTE OUTDOOR LIVING**  
[BarretteOutdoorLiving.com](http://BarretteOutdoorLiving.com)

**MOISTURESHIELD**  
[MoistureShield.com](http://MoistureShield.com)

# SHOP BY APPLICATION



## 10 PAVERS

|                    |       |
|--------------------|-------|
| Artisan.....       | p. 14 |
| Metropolitan.....  | p. 18 |
| Natural.....       | p. 32 |
| Heritage.....      | p. 44 |
| Environmental..... | p. 54 |
| Porcelain.....     | p. 56 |



## 66 WALLS

|                   |       |
|-------------------|-------|
| Metropolitan..... | p. 68 |
| Natural.....      | p. 76 |
| Heritage.....     | p. 78 |



## 90 CUSTOMIZE YOUR SPACE

|                       |        |
|-----------------------|--------|
| Artforms™.....        | p. 92  |
| Fire Features.....    | p. 94  |
| Caps & Coping.....    | p. 106 |
| Curbs & Edgers.....   | p. 110 |
| Steps.....            | p. 112 |
| Jointing Sands.....   | p. 114 |
| Pedestal Systems..... | p. 116 |





## METROPOLITAN

Smooth finish. Straight lines.

Pavers .....p. 18  
 Walls .....p. 68  
 Features .....p. 92



## NATURAL

Look of slate and worn stone. Sculpted.

Pavers .....p. 32  
 Walls .....p. 76  
 Features .....p. 96



## HERITAGE

Tumbled. Soft edges. Split face.

Pavers .....p. 44  
 Walls .....p. 78  
 Features .....p. 100

# SHOP BY *COLLECTIONS*

BY BELGARD®


Organized by texture and style, each collection offers coordinated looks that pair well together or can be mixed and matched for a unique design.



## ENVIRONMENTAL

Permeable. Eco-friendly.

Pavers .....p. 54



## PORCELAIN

High-definition. Unbeatable durability.

Pavers .....p. 56  
Features .....p. 108



INTRODUCING  
IN 2023

## ARTISAN

Hand-tooled. Contemporary.


Get ready for an explosion of creativity with new and unique textures designed for elegant, contemporary outdoor living.

Pavers .....p. 14

# YOUR DREAMS NOW **A-REALITY.**

Picturing the perfect backyard has never been more simple.  
Now with Augmented Reality functionality built right into  
the Belgard Rooms platform, you can pick the top trending  
designs and instantly bring it to life in your own backyard.


*try it*



BELGARD  
**ROOMS**

BROUGHT TO YOU BY  
BELGARD DESIGN STUDIO

SEE ROOMS COME TO LIFE  
WITH ANIMATED TOURS



BELGARD®



## ROOMS GALLERY

From cozy, rustic kitchens to modern, spacious living rooms, take a scroll through some of our favorite backyards. Download one of our existing plans to use as a complete guide or a starting foundation and take the first step toward that backyard you've been dreaming of.

Filter 0



Size



126 Rooms

Views: 30 100 All



Natural Firepit  
Living Room 3C



Natural Firepit  
Living Room 2A



Metropolitan Firepit  
Living Room 2C



Metropolitan Kitchen  
6A



Natural Dining Room  
1A



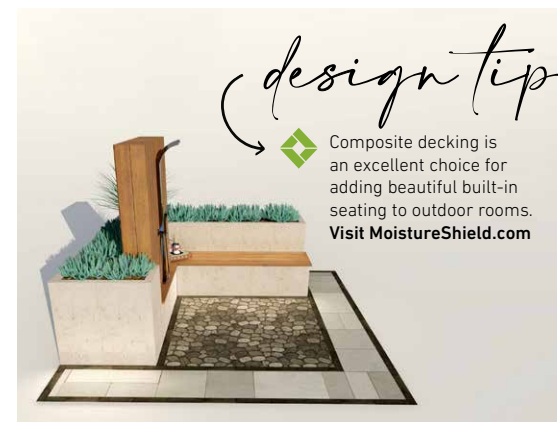
Natural Kitchen  
3B



# SHOP BY ROOM

With over 100 designs to choose from, Belgard Rooms can help you plan the ideal backyard addition. Choose from a variety of room sizes, styles and design features. Each room is designed to work alone or seamlessly pair with other rooms within the portfolio. For total backyard transformations, browse our library of beautifully coordinated Multi-Room Spaces.


## NEW CREATIVE SPACES



*design tip*



Composite decking is an excellent choice for adding beautiful built-in seating to outdoor rooms. Visit [MoistureShield.com](http://MoistureShield.com)





## **TIDEPPOOL**

Belgard's Colours of the Year



# COLOURS *OF THE* YEAR

Adorn your outdoor designs with Belgard's Colours of the Year. Harmonizing tones that intertwine elements of land and sea to enhance your space with a soothing sense of calmness.



## **SEAGRASS**

Belgard's Colours of the Year





**DURAFUSION™**  
Fused layer of ultra-fine aggregates for  
enhanced colour, texture & durability



# ULTIMATE DURABILITY

DuraFusion fuses a top layer of rich pigments with Belgard's core colour process. The result is a paver with a richness and purity of colour that's sleek and vibrant. With a base of coarser aggregates for a strong foundation and a top layer of wear-resistant finer aggregates, you have a product with unparalleled colour vibrancy that will stand the test of time.





*Look  
for this*

to find products that can  
be easily installed together  
with minimal waste.

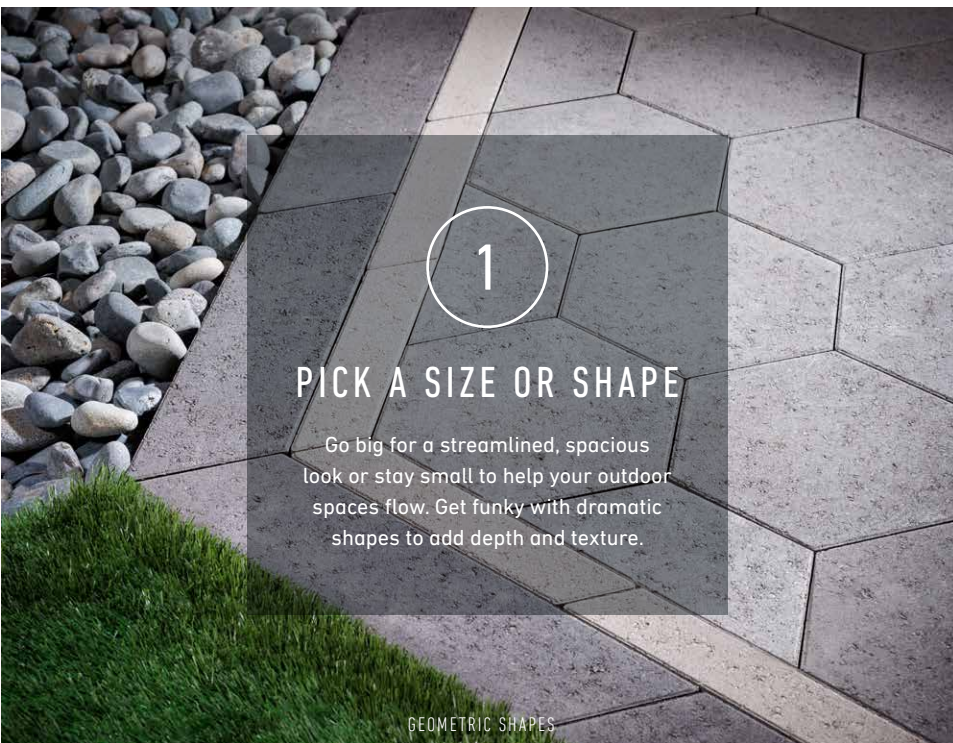


## AN ARRAY OF COLOURS, TEXTURES & SHAPES

DESIGNED TO PAIR EFFORTLESSLY TOGETHER

We've expanded our selections of modular pavers that are all designed in 3-inch increments to simplify the creation of custom outdoor spaces. Modular sizing provides a simpler design process, faster installation and less waste.

# LARGE, SMALL & EVERYTHING IN-BETWEEN

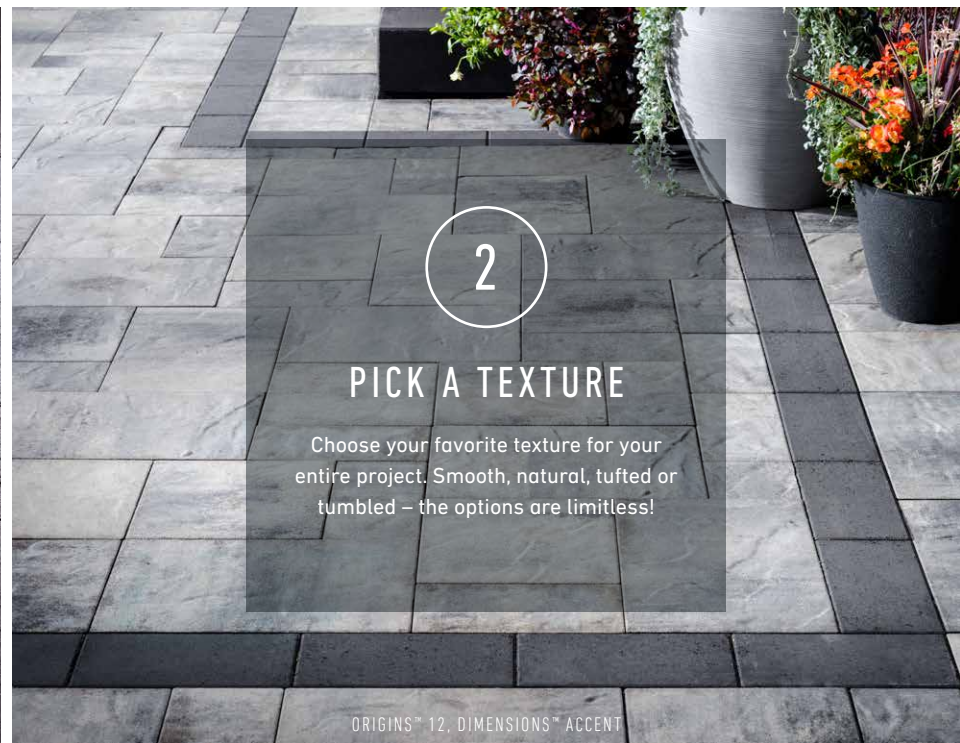


1

## PICK A SIZE OR SHAPE

Go big for a streamlined, spacious look or stay small to help your outdoor spaces flow. Get funky with dramatic shapes to add depth and texture.

GEOMETRIC SHAPES

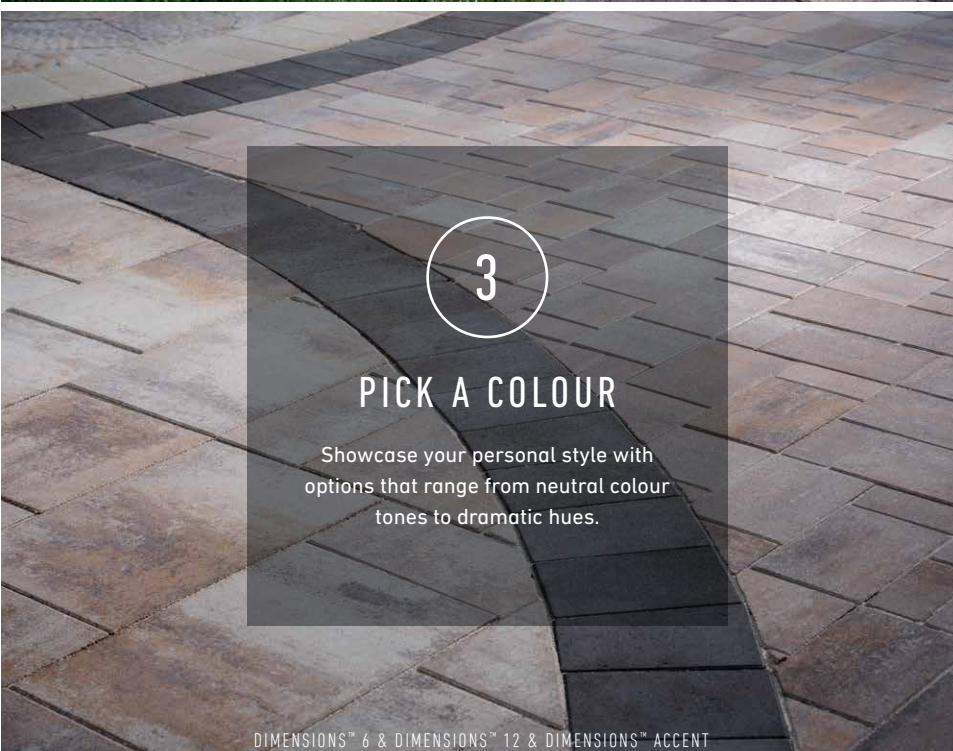


2

## PICK A TEXTURE

Choose your favorite texture for your entire project. Smooth, natural, tufted or tumbled – the options are limitless!

ORIGINS™ 12, DIMENSIONS™ ACCENT

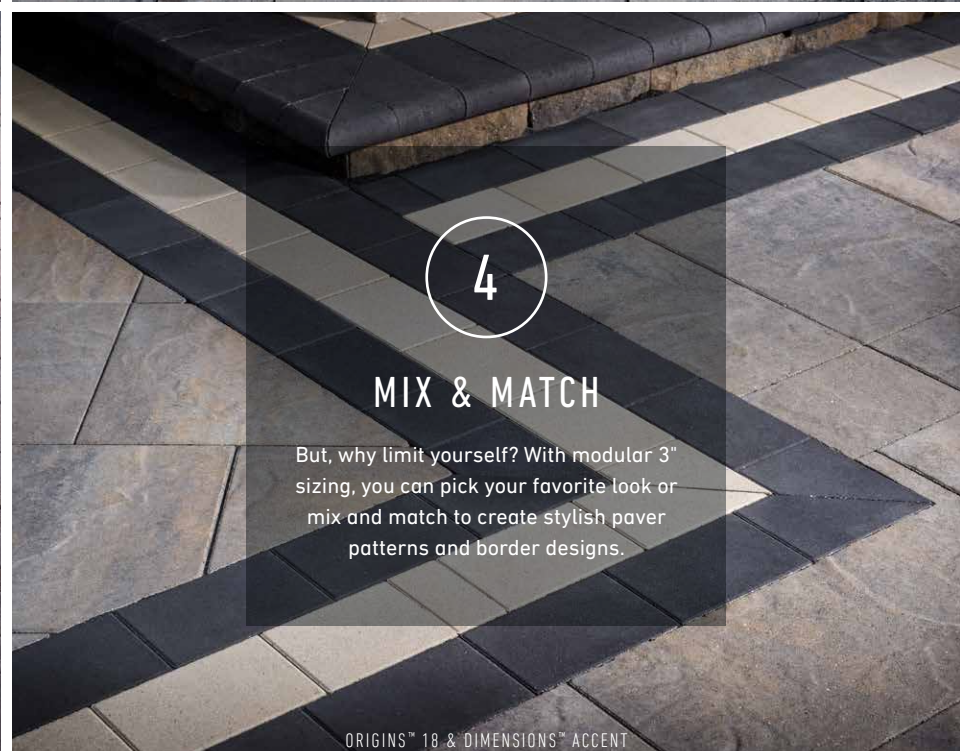


3

## PICK A COLOUR

Showcase your personal style with options that range from neutral colour tones to dramatic hues.

DIMENSIONS™ 6 &amp; DIMENSIONS™ 12 &amp; DIMENSIONS™ ACCENT



4

## MIX & MATCH

But, why limit yourself? With modular 3" sizing, you can pick your favorite look or mix and match to create stylish paver patterns and border designs.

ORIGINS™ 18 &amp; DIMENSIONS™ ACCENT



## ARTISAN

**14**  
Basalt™

**16**  
Empire™

## METROPOLITAN

**18**  
Cortez Slab

**20**  
Dimensions™

**22**  
Dimensions™ Accents

**24**  
Belgravia Smooth

**25**  
Hexagon

**26**  
Kingston Smooth

**27**  
Moduline Series®

**28**  
River Rock Grana

**30**  
VS5-108 & VS5-88

## NATURAL

**32**  
Belgravia Slate Slab

**33**  
Flagstone

**34**  
Mega-Libre®

**36**  
Origins™ 12

**38**  
Quadral Slab

**40**  
River Rock

**41**  
Saranak Slab

**42**  
Sedona Portage Slab

## HERITAGE

**44**  
Belgian Cobble®

**46**  
Cobble

**47**  
Exposed Slab

**48**  
Holland Stone

**50**  
Roman Euro

**52**  
Villa Stone

## ENVIRONMENTAL

**54**  
AquaPave®

**55**  
Turfstone™

## PORCELAIN

**56**  
Ardesie

**58**  
Glocal

**60**  
Na.Me

**61**  
Noon

**62**  
Silverlake

**64**  
Verona

## LEGEND



UNIFORM  
APPEARANCE



SLIGHT  
VARIATION



MODERATE  
VARIATION



SUBSTANTIAL  
VARIATION



LOW SOLAR HEAT  
ABSORPTION




MODULAR  
SIZING



DURAFUSION™

*slate • smooth • tumbled*



PAVERS & SLABS

Basalt™

INTRODUCING IN 2023  
**ARTISAN  
COLLECTION** **A**



Empire™



ARTISAN  
COLLECTION **A**

**DURAFUSION™**  
Unmatched Durability  
Please refer to page 7 for  
more information.

**NEW**



**BASALT™**  
PAVER / 60MM



Basalt 18

9 x 18"  
230 x 457mm

18 x 18"  
457 x 457mm

18 x 27"  
685 x 457mm

Also available in Iron Bay



**MIDNIGHT**



**SCANDINA GRAY**






**DURAFUSION™**  
Unmatched Durability  
*Please refer to page 7 for  
more information.*

**NEW**



**EMPIRE™**  
PAVER / 60MM



3 x 12"  
76 x 305mm




**MIDNIGHT**



**SCANDINA GREY**





METROPOLITAN  
COLLECTION

**DURAFUSION™**  
Unmatched Durability  
Please refer to page 7 for  
more information.

**NEW** CORTEZ  
SLAB / 50MM



12 x 24"  
305 x 610mm

18 x 18"  
457 x 457mm

24 x 24"  
610 x 610mm

*\*Not available in 18 x 18*



 NATURAL



 GRANITE



 CHARCOAL



 COPPER CANYON\*



 SANDALWOOD\*



**DURAFUSION™**  
 Unmatched Durability  
 Please refer to page 7 for more information.


**DIMENSIONS™**  
 3-PIECE SYSTEM / 60MM



- Dimensions 6**
- 3 x 6" / 76 x 152mm
  - 6 x 6" / 152 x 152mm
  - 6 x 9" / 152 x 230mm

- Dimensions 12**
- 6 x 12" / 152 x 305mm
  - 12 x 12" / 305 x 305mm
  - 12 x 18" / 305 x 457mm

- Dimensions 18**
- 9 x 18" / 230 x 457mm
  - 18 x 18" / 457 x 457mm
  - 18 x 27" / 457 x 685mm



*Dimensions 12*


*Also available in Iron Bay & Sepia*



GREY



MIDNIGHT



 MOUNTAIN ASH



 TOFINO GREY



VICTORIAN





Dimensions 18



*design tip*



Both designed in 3" increments, pair Origins™ with Dimensions™ to create visually interesting borders and inlay designs of varying textures.




**DURAFUSION™**  
Unmatched Durability

Please refer to page 7 for more information.



# DIMENSIONS™

SLAB & ACCENT / 60MM



12 x 24"  
305 x 610mm

6 x 12"  
152 x 305mm

3 x 9"  
76 x 230mm

DIMENSIONS™ 6 X 12


Also available in Iron Bay & Sepia



GREY



MIDNIGHT



 MOUNTAIN ASH




 TOFINO GREY



VICTORIAN





Dimensions 6 x 12





# BELGRAVIA SMOOTH

SLAB / 45MM



CHARCOAL



GREY

12 x 24"  
300 x 600mm

24 x 24"  
600 x 600mm

# HEXAGON



NEW

PAVER / 60MM



Also available in White \*Swatch represents product color only, not surface texture, dimension and/or shape.



 MIDNIGHT



 SCANDINA GREY\*



 TOFINO GREY\*


 DURAFUSION™  
Unmatched Durability  
Please refer to page 7 for  
more information.





# KINGSTON SMOOTH

SLAB / 41MM



GREY

7.6 x 15.4"  
194 x 391mm

12"  
300mm

16 x 16"  
400 x 400mm

# MODULINE SERIES®

PAVER / 100MM



*\*Only stocked in 4 x 18 \*\*Special order*



CHARCOAL\*



GREY\*



RUSTIC\*\*



VICTORIAN\*\*

4 x 18" | 101 x 457mm

4 x 24" | 101 x 603mm

12 x 24"  
300 x 603mm

 **DURAFUSION™**  
Unmatched Durability  
*Please refer to page 7 for  
more information.*

# RIVER ROCK GRANA

## 3-PIECE SYSTEM / 80MM



5.7 x 11.4"  
142 x 287mm

11.4 x 11.4"  
287 x 287mm


11.4 x 17.1"  
287 x 435mm

5.7 x 11.4"  
142 x 287mm

*Border/Accent*



CHARCOAL



 MOUNTAIN ASH



 TOFINO GREY



VICTORIAN





# VS5-108 & **NEW** VS5-88

PAVER / 108MM / 88MM



Also available in White \*Swatches represent product colour only, not shape or surface texture.



CHARCOAL



DARK GREY



DESERT BUFF



GREY



RUSTIC\*



 MOUNTAIN ASH\*



 TOFINO GREY\*

3 x 12"  
75 x 300mm

6 x 12"  
150 x 300mm

12 x 12"  
300 x 300mm

12 x 24"  
300 x 600mm

 **DURAFUSION™**  
Unmatched Durability  
Please refer to page 7 for more information.



# FINISH YOUR SPACE

For a cohesive look, add finishing touches to your space with these products that coordinate with the **Metropolitan Collection**. *Rendered by Belgard Design Studio*

MELVILLE™  
FIREPLACE  
PAGE 94

ARTFORMS™  
PAGE 92

BARRETTE OUTDOOR LIVING®  
ALUMINUM PERGOLA  
[BarretteOutdoorLiving.com](http://BarretteOutdoorLiving.com)

MOISTURESHIELD® MERIDIAN™  
COMPOSITE DECKING  
[MoistureShield.com/Meridian](http://MoistureShield.com/Meridian)

MELVILLE™ WALL  
PAGE 72



# BELGRAVIA SLATE

SLAB / 45MM



CHARCOAL

24 x 24"  
600 x 600mm

# FLAGSTONE NEW

PAVER / 60MM



 CHARCOAL



 COPPER CANYON



 GRANITE



 SANDALWOOD

 **DURAFUSION™**  
Unmatched Durability  
*Please refer to page 7 for  
more information.*



15 x 19 1/4"  
301 x 501mm



# MEGA-LIBRE®

PAVER / 60MM



CHARCOAL



RUSTIC




VICTORIAN



**DURAFUSION™**  
Unmatched Durability  
Please refer to page 7 for  
more information.

# ORIGINS™ 12

## PAVER / 60MM



6 x 12"  
152 x 305mm


12 x 12"  
305 x 305mm

12 x 18"  
305 x 457mm

Also available in Sepia \*Swatches represent product colour only, not shape or surface texture.



CHARCOAL



 MOUNTAIN ASH\*



 TOFINO GREY\*



VICTORIAN



# QUADRAL

SLAB / 50MM



16 x 16"  
400 x 400mm



EARTH BLEND



SHADOW BLEND








# RIVER ROCK

PAVER / 80MM



*\*Swatches represent product colour only, not shape or surface texture.*



CHARCOAL



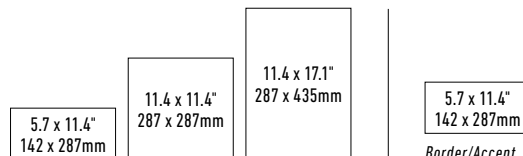
 MOUNTAIN ASH\*



 TOFINO GREY\*



VICTORIAN



 **DURAFUSION™**  
Unmatched Durability  
*Please refer to page 7 for more information.*

# SARANAK

SLAB / 50MM



EARTH BLEND



GRAPHITE



SHADOW BLEND

16 x 16"  
400 x 400mm

16 x 24"  
400 x 600mm






# SEDONA PORTAGE

SLAB / 43MM



BROWN



CHARCOAL



# FINISH YOUR SPACE

For a cohesive look, add finishing touches to your space with these products that coordinate with the **Natural Collection**. *Rendered by Belgard Design Studio*

**BARRETTE OUTDOOR LIVING® SANIBEL  
DECORATIVE SCREEN PANELS**  
*BarretteOutdoorLiving.com*

**MOISTURESHIELD® ELEVATE™  
COMPOSITE DECKING**  
*MoistureShield.com/Elevate*

**ASHLAR TANDEM™  
WALL & CAP**  
*PAGE 76*

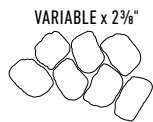
**LANDINGS™ STEP**  
*PAGE 112*



ONLY AVAILABLE IN  
SASKATCHEWAN & MANITOBA

NEW

# BELGIAN COBBLE<sup>®</sup> PAVER / 60MM



MIDNIGHT




MOONLIGHT





# COBBLE PAVER / 60MM



*\*Swatches represent product colour only, not shape or surface texture.*



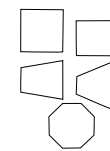
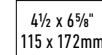
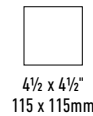
CHARCOAL



RUSTIC



TOFINO GREY\*



Circle Kit

*Cobble Circle Kit comes complete with all the pavers needed to lay out approximately 1 - 7' circle or 2 - 5' circles.*

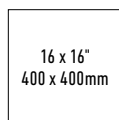
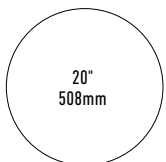


# EXPOSED

SLAB / 45MM




EXPOSED



# HOLLAND STONE

PAVER / 60MM / 80MM



4 x 8"  
100 x 200mm

*\*Only available in 80mm \*\*Special order*



CHARCOAL\*



GREY\*



RED\*/\*\*



RUSTIC



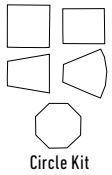
VICTORIAN





# ROMAN EURO

PAVER / 60MM



6 x 9"  
150 x 225mm

6 x 7"  
150 x 175mm

6 x 6  
150 x 150mm

4 x 8"  
100 x 200mm



*Also available in Aspen Grey. Roman Euro Circle Kit is offered complete with all the pavers needed to lay out approximately 1 - 8.5' circle or 2 - 5' circles.*



CHARCOAL



RUSTIC



VICTORIAN







NEW

# VILLA STONE

## PAVER / 60MM



*Villa Stone Circle Kit is offered complete with all the pavers needed to lay out approximately 1 - 95" circle.*



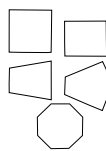
 CHARCOAL



 GRANITE



 SANDALWOOD



Circle Kit

6<sup>5</sup>/<sub>16</sub> x 9<sup>7</sup>/<sub>16</sub>"  
160 x 240mm

6<sup>5</sup>/<sub>16</sub> x 6<sup>5</sup>/<sub>16</sub>"  
160 x 160mm

4<sup>3</sup>/<sub>4</sub> x 6<sup>5</sup>/<sub>16</sub>"  
120 x 160mm



**DURAFUSION™**  
Unmatched Durability

*Please refer to page 7 for more information.*

# FINISH YOUR SPACE

For a cohesive look, add finishing touches to your space with these products that coordinate with the **Heritage Collection**. *Rendered by Belgard Design Studio*

BARRETTE OUTDOOR LIVING™  
VINYL PICKET FENCING  
[BarretteOutdoorLiving.com](http://BarretteOutdoorLiving.com)

MOISTURESHIELD™ VISION™  
COMPOSITE DECKING  
[MoistureShield.com/Vision](http://MoistureShield.com/Vision)

AB COLLECTION™  
WALL  
PAGE 78

MARINA™ COPING  
PAGE 106

WESTON STONE™  
PAGE 88

53

BELGARD, CA | 877-235-4273



# AQUAPAVE<sup>®</sup>

## PERMEABLE PAVER / 80MM



*\*Special order*



 CHARCOAL



 HARVEST



 NATURAL



 RED\*



 SHADOW


4<sup>5</sup>/<sub>16</sub> x 8<sup>3</sup>/<sub>4</sub>"  
110 x 221.5mm

 DURAFUSION™  
Unmatched Durability  
*Please refer to page 7 for  
more information.*

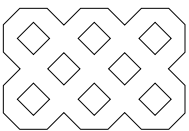


# TURFSTONE™

PERMEABLE PAVER / 80MM




GREY



15 3/4" x 23 3/8"  
400 x 600mm

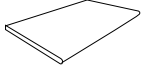
# ARDESIE

STONE FINISH



23.5 x 23.5"  
598 x 598mm

UNICO



13 x 23.5"  
330 x 598mm

**MIRAGE**  
Porcelain. Design. Sustainability.



AFRICAN STONE  
AD 03 NAT



**NEW** GLOCAL  
CONCRETE FINISH




23½ x 48"  
598 x 1194mm


30½ x 30½"  
770 x 770mm

23½ x 23½"  
598 x 598mm


UNICO  
13 x 23.5"  
330 x 598mm



**v2** IDEAL  
GC 03



**v2** TYPE  
GC 04



**v2** CLASSIC  
GC 05



**v2** ABSOLUTE  
GC 06





# NA.ME

## STONE FINISH



**MIRAGE**  
Porcelain. Design. Sustainability.



**v2**  
LUMNEZIA  
NE 21 ST



**v2**  
GRIS BELGE  
NE 31 ST

23.5 x 23.5"  
598 x 598mm

# NOON

## WOOD FINISH



**v4**  
VIEW  
DAYLIGHT  
NN 01 ST



**v4**  
VIEW  
EMBER  
NN 02 ST



**v3**  
VIEW  
HONEY  
NN 03 ST

12 x 48"  
300 x 1194mm

UNICO  
13 x 23.5"  
330 x 598mm



*design tip*



Create a sense of tranquility by enhancing your space with SEAGRASS, one of Belgard's Colors of the Year. See page 6

**NEW** SILVERLAKE  
STONE FINISH



23½ x 48"  
598 x 1194mm

23½ x 23½"  
598 x 598mm

**MIRAGE**  
Porcelain. Design. Sustainability.



**v3**  
MIRAGE

MORITZ  
SK 03 ST



**v3**  
MIRAGE

NEMI  
SK 04 ST



**v3**  
MIRAGE

MORO  
SK 05 ST



**v4**  
MIRAGE

ORSI  
SK 06 ST










**NEW** VERONA™  
STONE FINISH



**v3** BLUE STONE  
VR 01 ST



**v4** YUKON  
VR 03 ST



UNICO

13 x 23 1/2"  
330 x 598mm

# FINISH YOUR SPACE


For a cohesive look, add finishing touches to your space with these products that coordinate with the **Porcelain Collection**. *Rendered by Belgard Design Studio*

BARRETTE OUTDOOR LIVING®  
MIXED MATERIAL FENCING  
[BarretteOutdoorLiving.com](http://BarretteOutdoorLiving.com)

UNICO COPING  
PAGE 108

MOISTURESHIELD® MERIDIAN™  
COMPOSITE DECKING  
[MoistureShield.com/Meridian](http://MoistureShield.com/Meridian)





### **METROPOLITAN**

**68**  
AB Metropolitan™

**70**  
Melville Tandem™ Long

**72**  
Melville™ Wall

**74**  
ZenWall™

### **NATURAL**

**76**  
Ashlar Tandem™

### **HERITAGE**

**78**  
AB® Collection

**80**  
Beltis Wall

**82**  
CornerStone®

**83**  
Pisa2®

**84**  
SienaStone®

**86**  
StackStone®

**87**  
Versa-Lok®

**88**  
Weston Stone™

*freestanding • retaining • garden*



**WALLS**

# AB METROPOLITAN™

RETAINING WALL



GRANVILLE GREY



ROCKY MOUNTAIN



SILVERADO


H x W x D

8 x 18 x 12"  
200 x 460 x 300mm

18 x 12 x 3 3/4"  
460 x 300 x 95mm


Cap - W x D x H

See corner on page 133



**DURAFUSION™**  
Unmatched Durability  
Please refer to page 7 for  
more information.

**NEW** **MEVILLE TANDEM™**  
**LONG**  
FREESTANDING / RETAINING WALL



*NOTE: Images shown include multiple Melville Tandem sizes. Only Long is available at this time.*



CHARCOAL



GREY



 MOUNTAIN ASH



 TOFINO GREY



VICTORIAN

H x W x D

7<sup>1</sup>/<sub>16</sub> x 23<sup>3</sup>/<sub>4</sub> x 2<sup>5</sup>/<sub>8</sub>"  
180 x 600 x 67mm

24 x 16 x 2<sup>3</sup>/<sub>8</sub>"  
600 x 400 x 60mm

Cap - W x D x H

See construction pieces on page 135





*design tip*



Decorate your space with  
Belgard's Colours of the Year,  
inspired by the land and sea.  
**See page 6**

**NEW**

# MELVILLE™ WALL

FREESTANDING WALL



CHARCOAL



GREY



RIO

H x W x D

4 x 20 x 10"  
100 x 500 x 250mm



# ZENWALL™

GARDEN WALL



CHARCOAL



GREY

H x W x D

3 x 13 x 8.85"  
75 x 325 x 225mm

13 x 10.25 x 3"  
325 x 260 x 75mm

See corner on page 137

Cap - W x D x H



## ASHLAR TANDEM™

FREESTANDING / RETAINING WALL



CHARCOAL



RUSTIC



VICTORIAN

*design tip*



Build columns faster with the  
Ashlar Tandem Column Kit.  
See page 132

H x W x D

7 x 13 $\frac{1}{2}$  x 3"  
177 x 347 x 76.2mm

7 x 15 $\frac{1}{2}$  x 3"  
177 x 398 x 76.2mm

7 x 18 x 3"  
177 x 457 x 76.2mm

24 x 15 x 3 $\frac{1}{4}$ "  
600 x 381 x 82mm



Cap - W x D x H

See construction pieces & column kit on page 134




# AB™

## COLLECTION

### RETAINING WALL



Also available in Silverado \*Only available in Manitoba



CHARCOAL



GREY



MANITOBA STONE\*



ROCKY MOUNTAIN

H x W x D

8 x 18 x 12"  
200 x 460 x 300mm

8 x 9.5 x 9"  
200 x 240 x 230mm

4 x 18 x 12"  
100 x 460 x 300mm

12 x 12 x 3 1/2"  
300 x 300 x 90mm


12" Cap  
W x D x H

18 x 12 x 3 1/2"  
460 x 300 x 90mm

18" Cap  
W x D x H

See corners on page 133





COORDINATING  
CORNER AVAILABLE



# BELTIS

FREESTANDING WALL



EARTH BLEND



SHADOW BLEND

H x W x D

4 x 11.5 x 7.3"  
100 x 293 x 185mm

Also available in a fire pit kit






ONLY AVAILABLE IN ALBERTA

# CORNERSTONE®

RETAINING WALL



COORDINATING CORNER AVAILABLE



CHARCOAL



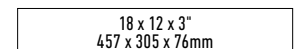
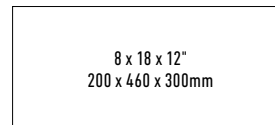
GREY



RUSTIC

See corner on page 134




H x W x D



Cap  
W x D x H

# PISA2<sup>®</sup>

RETAINING WALL



CHARCOAL



RUSTIC



VICTORIAN

H x W x D

6 x 8 x 12"  
150 x 200 x 300mm

18 x 12 x 3"  
457 x 305 x 76mm

18" Cap  
W x D x H

8 x 14 x 3"  
200 x 356 x 76mm

Reverse-a-Cap  
W x D x H

See tight radius unit and corner on page 135

# SIENASTONE<sup>®</sup>

RETAINING WALL



CHARCOAL



GREY

H x W x D

7<sup>7</sup>/<sub>8</sub> x 39 x 13"  
185 x 1000 x 333mm

7<sup>7</sup>/<sub>8</sub> x 39 x 20"  
185 x 1000 x 500mm

7<sup>7</sup>/<sub>8</sub> x 39 x 36"  
185 x 1000 x 925mm

39 x 19.7 x 7<sup>7</sup>/<sub>8</sub>"  
1000 x 500 x 185mm

Cap - W x D x H

See corner and curved unit on page 136





# STACKSTONE®

FREESTANDING WALL



CHARCOAL



RUSTIC



VICTORIAN

See corner & tight radius unit on page 136

H x W x D

4 x 8 x 8"  
100 x 200 x 200mm

8 x 8 x 4"  
200 x 200 x 100mm


Cap - W x D x H




# VERSA-LOK<sup>®</sup>

RETAINING WALL

ONLY AVAILABLE IN  
SASKATCHEWAN & MANITOBA



CHARCOAL



GREY/CHARCOAL BLEND



BEIGE/CHARCOAL BLEND

H x W x D

6 x 16 x 12"  
153 x 406 x 300mm

16 x 12 x 3 5/8"  
406 x 300 x 92mm

Cap - W x D x H

See cap on page 137

# WESTON STONE™

FREESTANDING WALL



CHARCOAL



RUSTIC




VICTORIAN

H x W x D

4 x 12 x 8"  
100 x 300 x 200mm





### **ARTFORMS™ MODULAR PANEL SYSTEM**

**92**

### **OUTDOOR KITCHENS & FIRE FEATURES**

**94**

Melville™ Series

**96**

Bordeaux™ Series

**98**

Bristol™ Series

**100**

Brighton™ Series

**102**

Beltis Fire Pit Kit

**103**

Weston Stone™  
Fire Pit Kit

**104**

StackStone® Fire Pit Kit

### **CAPS & COPING**

**106**

Marina™ Coping

**108**

Unico Coping

### **CURBS & EDGERS**

**110**

Stratus® Edger

**111**

I-Con Edger

### **STEPS**

**112**

Landings™ Step Unit

### **JOINTING SANDS**

**114**

### **PEDESTAL SYSTEMS**

**116**

*accents • features • accessories*



**CUSTOMIZE YOUR SPACE**


*design tip*



For more project ideas download our Artforms™ Idea Book.

# ARTFORMS™


## MODULAR PANEL SYSTEM



6 x 36

18 x 36

Artforms simplifies the design of contemporary outdoor living spaces. This unique modular panel system offers sleek lines and rich colour blends to create eye-catching outdoor kitchens and limitless outdoor living features.



VISIT [Belgard.com/Artforms](https://www.belgard.com/artforms)  
FOR MORE INSPIRATION

# 9 DESIGN IDEAS USING ONLY 2 PALLETS\*

Two modular panel sizes can create a myriad of outdoor living solutions, offering quicker install without sacrificing style.



CHARCOAL



GREY



SCANDINA GREY

\*one size per pallet



# NEW MELVILLE™ SERIES

## GRILL ISLAND & FIRE FEATURES



SCANDINA GRAY / MIDNIGHT

*PLEASE NOTE: All of our fireplaces and fire pits come standard as wood-burning units. However, our fireplaces and fire pits can be retro-fitted for gas burning log sets and burners. Please contact us for more details at 877-235-4273.*

*Be sure to check with your local municipality for any codes that may affect your installation. Grill island includes stainless grill and door set. Grill is available in propane or natural gas. Must be specified when placing order.*





*\*Product image represents dimensions and shape, not surface texture.*



**GRILL ISLAND**  
2'8"D X 5'11"W X 3'5"H  
*Grill and doors included*



**FIREPLACE**  
2'7"D X 4'3"W X 7'8"H  
*Wood boxes sold separately*



**WOOD BOXES**  
2'1"D X 3'3"W X 3'1"H EACH  
*Sold as a pair*



**LINEAR FIRE TABLE\***  
2'6"D X 5'8"W X 2'5"H




**LINEAR FIREPLACE**  
2'6"D X 7'1"W X 5'4"H



# BORDEAUX™ SERIES

## KITCHEN & FIRE FEATURES



SIENNA / BUFF



PEWTER / MIDNIGHT



SIENNA / MIDNIGHT

*PLEASE NOTE: All of our fireplaces and fire pits come standard as wood-burning units. However, our fireplaces and fire pits can be retro-fitted for gas burning log sets and burners. Please contact us for more details at 877-235-4273.*

*Be sure to check with your local municipality for any codes that may affect your installation. Grill island includes stainless steel grill and door set. Grill is available in propane or natural gas. Must be specified when placing order.*



*\*Product image represents dimensions and shape, not surface texture.*



**GRILL ISLAND**  
2'6"D X 5'11"W X 3'5"H  
*Grill and doors included*



**FIREPLACE**  
2'7"D X 4'3"W X 7'8"H



**WOOD BOXES**  
2'1¼"D X 3'3"W X 3'1"H  
EACH



**LINEAR FIRE TABLE**  
2'11"D X 6'2"W X 2'5"H



**LINEAR FIREPLACE\***  
3'6½"D X 7'8"W X 4'5¼"H



**BRICK OVEN**  
3'6½"D X 4'5¼"W X 7'8"H



*design tip*



Enliven your outdoor space with a splash of TIDEPOOL, one of Belgard's Colours of the Year. See page 6

# BRISTOL™ SERIES

## KITCHEN & FIRE FEATURES



GASCONY TAN / ASHBURY HAZE



COTSWOLD MIST / BROOKSTONE SLATE



GRILL ISLAND  
3'D X 6'4"W X 4'4"H



FIREPLACE  
3'D X 5'W X 9'3"H



HEARTH  
2'D X 5'W X 11"H



WOOD BOXES  
2'4"D X 3'W X 3'3"H EACH  
*Sold as a pair*

*PLEASE NOTE: All of our fireplaces and fire pits come standard as wood-burning units. However, our fireplaces and fire pits can be retro-fitted for gas burning log sets and burners. Please contact us for more details at 877-235-4273.*

*Be sure to check with your local municipality for any codes that may affect your installation. Grill island includes stainless steel grill and door set. Grill is available in propane or natural gas. Must be specified when placing order.*



# BRIGHTON™ SERIES FIREPLACE



GASCONY TAN / ASHBURY HAZE



COTSWOLD MIST / BROOKSTONE SLATE



FIREPLACE  
3'4"D X 4'4"W X 8'4"H



WOOD BOXES  
2'4"D X 2'8"W X 2'11"H EACH  
*Sold as a pair*

*PLEASE NOTE: All of our fireplaces and fire pits come standard as wood-burning units. However, our fireplaces and fire pits can be retro-fitted for gas burning log sets and burners. Please contact us for more details at 877-235-4273.*

*Be sure to check with your local municipality for any codes that may affect your installation.*



# BELTIS

## FIRE PIT KIT



### **ROUND FIRE PIT:**

Outside is 1092mm / 43" in diameter

Inside is 813mm / 32" in diameter

Height is 305mm / 12"

*Metal spark arrestor and insert included*



EARTH BLEND



SHADOW BLEND





# WESTON STONE™

## FIRE PIT KIT



*\*Colours available in tumbled & smooth*



CHARCOAL\*




RUSTIC\*




VICTORIAN\*

### **FIRE PIT KIT:**

Outside is 1118mm / 44"  
Inside is 711mm / 28"  
Height is 305mm / 12"  
Includes 36 stones / 12 per row  
*28" spark arrestor is included.*



TUMBLD  
PYRAMID SPARK ARRESTOR



TUMBLD  
FLAT SPARK ARRESTOR



SMOOTH  
PYRAMID SPARK ARRESTOR



SMOOTH  
FLAT SPARK ARRESTOR

# STACKSTONE®

## FIRE PIT KIT



CHARCOAL



RUSTIC



VICTORIAN

### **FIRE PIT KIT:**

Outside is 1111mm / 42"  
 Inside is 635mm / 25"  
 Height is 406mm / 16"  
 25" spark arrestor is included.





# MARINA™

COPING / 60MM



5<sup>15</sup>/<sub>16</sub> x 11<sup>13</sup>/<sub>16</sub>"  
150 x 300mm

\* Only available in Manitoba & Saskatchewan  
\*\* Not available in Manitoba & Saskatchewan



CHARCOAL



MIDNIGHT\*

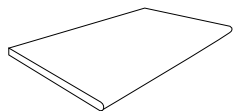


VICTORIAN\*\*



# UNICO

## COPING / 20MM



13 x 23.5"  
330 x 598mm

### ARDESIE



**v4**  
MODERATE  
AFRICAN STONE  
AD 03 NAT

### VERONA



**v3**  
MODERATE  
BLUE STONE  
VR 01 ST



**v4**  
MODERATE  
YUKON  
VR 03 ST

### NOON



**v4**  
MODERATE  
DAYLIGHT  
NN 01 ST




**v4**  
MODERATE  
EMBER  
NN 02 ST




**v3**  
MODERATE  
HONEY  
NN 03 ST


### GLOCAL



**v2**  
LOW  
IDEAL  
GC 03



**v2**  
LOW  
TYPE  
GC 04




**v2**  
LOW  
CLASSIC  
GC 05



**v2**  
LOW  
ABSOLUTE  
GC 06








# STRATUS<sup>®</sup>

EDGER / 80MM



SHADOW BLEND

12 x 3"  
300 x 80mm



# I-CON

EDGER / 100MM



CHARCOAL





GREY

12 x 3.5"  
300 x 93mm



# LANDINGS™ STEP UNIT



48 x 18 x 6  
1219 x 457 x 152mm

*\* Only available in Manitoba*



BLU STONE\*



CHARCOAL



GREY



MOONLIGHT\*



TAN\*






## JOINTING PRODUCTS

 **Techniseal**®

Trusted and proven products that speed installation and keep outdoor spaces looking beautiful for years to come.



### Techniseal Smart Sand®

Manufactured with the NextGel™ technology, SmartSand® is a cost-effective alternative to HP NextGel™, when a high-performance sand is not required. Its “quick activation” formula makes it ideal for everyday residential installations, such as driveways, patios and walkways with minimum slope, low traffic and low humidity.



### Techniseal NextGel™ - High-Performance Polymeric Jointing Sand

HP NextGel™ is the only true high-performance jointing sand on the market. Often imitated, the superior HP formula remains unsurpassed, both in terms of performance and ease of installation.



# BLACKJACK®

SCREWJACK & ONESTEP SYSTEM



## BlackJack® ScrewJack Pedestals & BlackJack® OneStep System

*Two adjustable support systems for installing slabs.*

**BlackJack® ScrewJack Pedestals** are a height and slope adjustable pedestal for slab and decking support, engineered to reduce material, construction and lifecycle costs.

It caters to a wide range of height requirements, from 2 7/8" - 40" (74mm - 1016mm), using only three main components (*Top, Coupler and Base*).

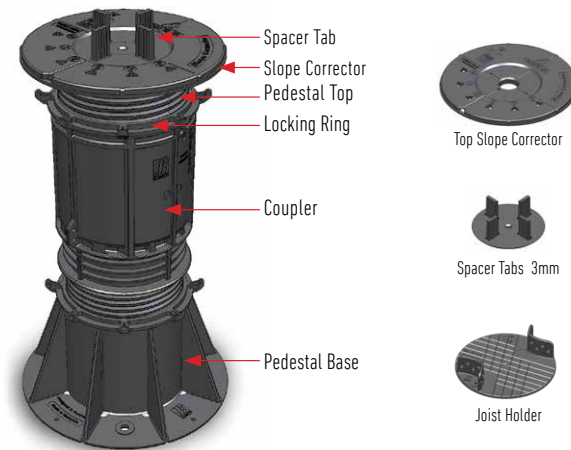
Accessories include top slope-correctors, spacer tabs, couplers and joist holders.

### High Compressive Strength

BlackJack® has high ultimate compressive strength for various height combinations.

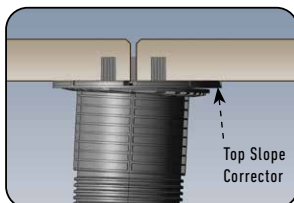
### Supports Green Building

BlackJack® is manufactured from recycled polypropylene, LEED® points available.




### Top Slope Corrector

Top Slope Correctors provide for slope compensation up to 5%, keeping pavers level on a sloping surface.



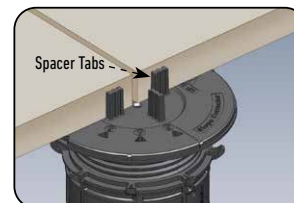
### Locking Ring

Locking Rings ensure pedestals are secured at desired heights and are easily removed when not required.



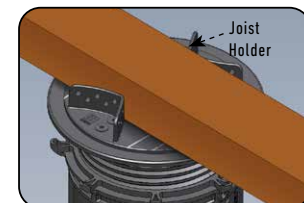
### Spacer Tab

Spacer Tab height 5/8" (15mm) with a thickness of 1/8" (3mm) between slabs.

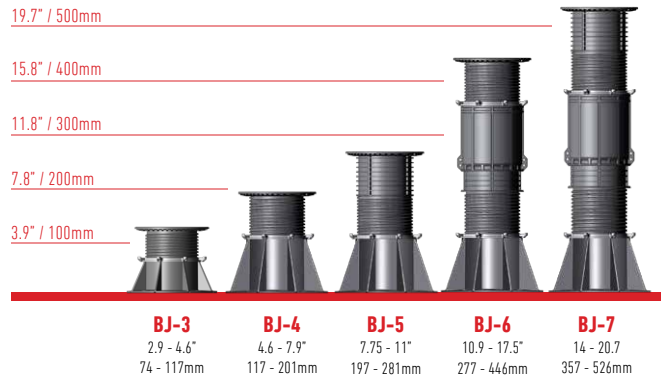


### Joist Holder (special order)

Joist Holders accommodate joist width from 1 3/8" to 3 1/8" (35mm - 80mm) to keep joists firmly in place on pedestals.



Create a wide range of pedestal heights by combining these components



### BLACKJACK® ONESTEP SYSTEM

**OneStep** and **HalfStep** pedestals have individual chocks that can be adjusted independently in 1mm increments to compensate for uneven installation surfaces. Both pedestals can be separated into halves or quarters enabling flush placement along wall edges as well as inside and outside corners.

**OneStep** pedestals are designed for slab support engineered to reduce material, construction and life-cycle costs. They have a height range of between .95" and 1.77" (24mm and 44mm). The height may be increased to 4.1" (104mm) by using BJ 20E and/or BJ 40E extenders.

**HalfStep** pedestals have a height range of .47" and .94" (12mm-24mm)

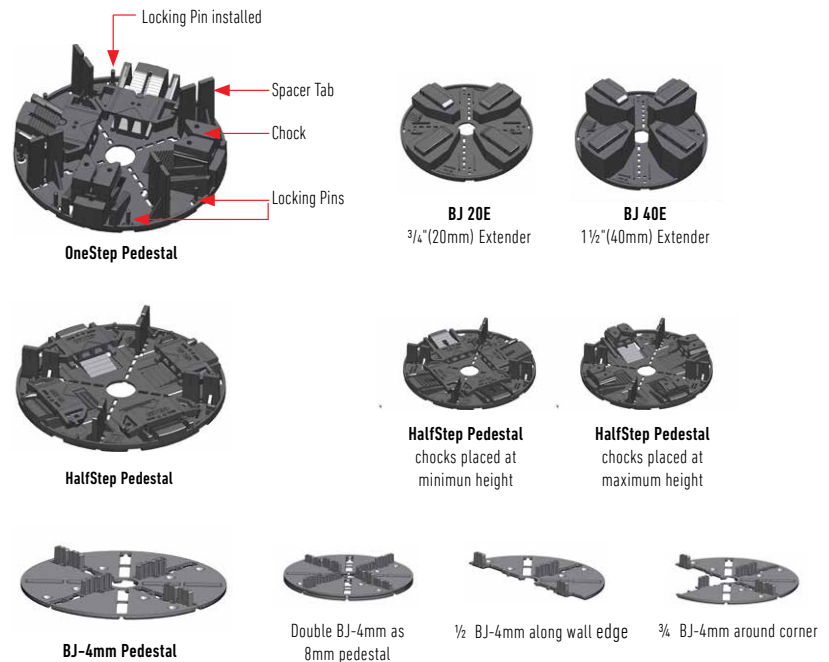
The **BJ - 4mm** pedestal is an ultra-low fixed-height pedestal designed to support concrete, stone, tile and timber pavers. It also creates a drainage layer which reduces efflorescence and algae growth.

### SYSTEM ADVANTAGES:

- Minimum height of .16" (4mm).
- Easy to install and lightweight.
- OneStep provides progressive 1mm adjustment.
- Lock height adjustment in place with locking pins.
- Made from recycled polypropylene.
- Accommodates slabs of inconsistent thickness.
- Reduces construction time.
- Reusable, suitable for temporary paving or retrofitting.

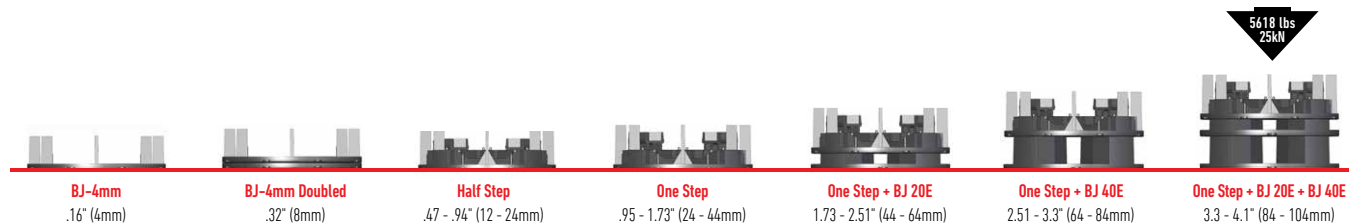
### CONSTRUCTION BENEFITS OF BLACKJACK® PEDESTALS:

- BlackJack® Srew Jack Pedestals provides a quick to install alternative to on-site fabricated concrete or metal piers.
- It allows convenient progressive height adjustments and correction for fall. Desired height is secured with integrated Locking Rings.
- The large flat base and rounded edges do not penetrate and compromise waterproofing membranes. The base flange design prevents water ponding and breeding of pests.



### ONE STEP CONSTRUCTION BENEFITS:

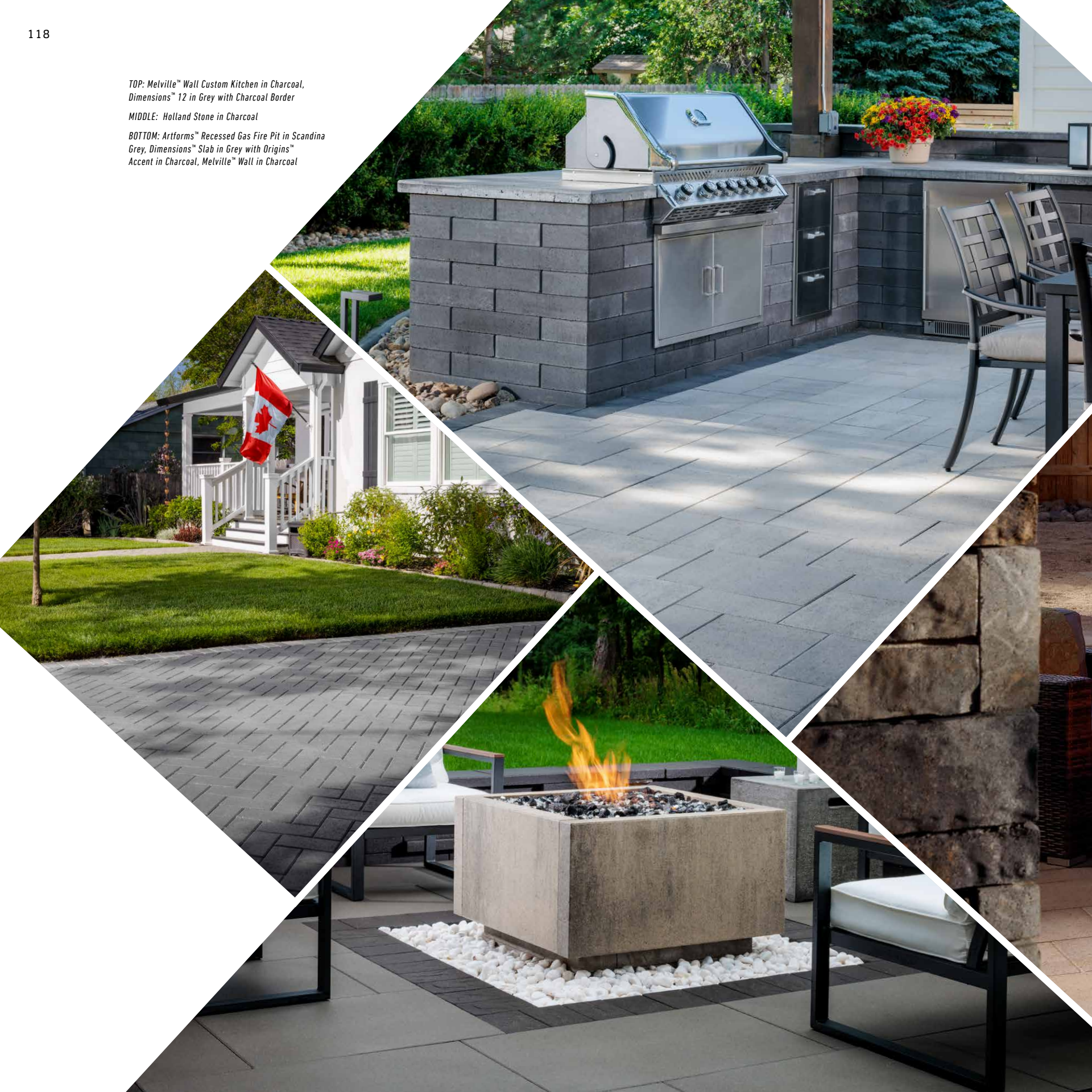
- Height extensions and height adjustments are easy and convenient. Independent chock adjustments can be made to compensate for differences in slab thickness.
- Eliminates need for bedding sand or cement screed, reducing the load burden on building structures. It also reduces installation time and costs.
- Joint sealant and grouts are unnecessary between slabs. The slab gaps provide surface drainage and allow for expansion and contraction.



*TOP: Melville™ Wall Custom Kitchen in Charcoal,  
Dimensions™ 12 in Grey with Charcoal Border*

*MIDDLE: Holland Stone in Charcoal*

*BOTTOM: Artforms™ Recessed Gas Fire Pit in Scandina  
Grey, Dimensions™ Slab in Grey with Drigins™  
Accent in Charcoal, Melville™ Wall in Charcoal*





# DESIGN

*ideas &* **INSPIRATION**



*LEFT: Ashlar Tandem™ Custom Fire Pit, Wall,  
Steps, Kitchen & Columns in Victorian,  
Dimensions™ 12 in Victorian*



*ABOVE: Weston Stone™ Fire Pit Kit in Charcoal, Dimensions™ 12 with Dimensions™ 6 Border in Mountain Ash, Roman Euro Inlay in Charcoal*

*TOP LEFT: Dimensions™ 12 in Tofino Grey, Marina™ Coping in Charcoal, Classic Standard in Charcoal*

*BOTTOM LEFT: Noon Porcelain Paver in Ember, Unico Coping*

*TOP RIGHT: Cortez Slab in Granite*




*BOTTOM RIGHT: Origins™ 12 in Tofino Grey, Dimensions™ Accent in Charcoal*

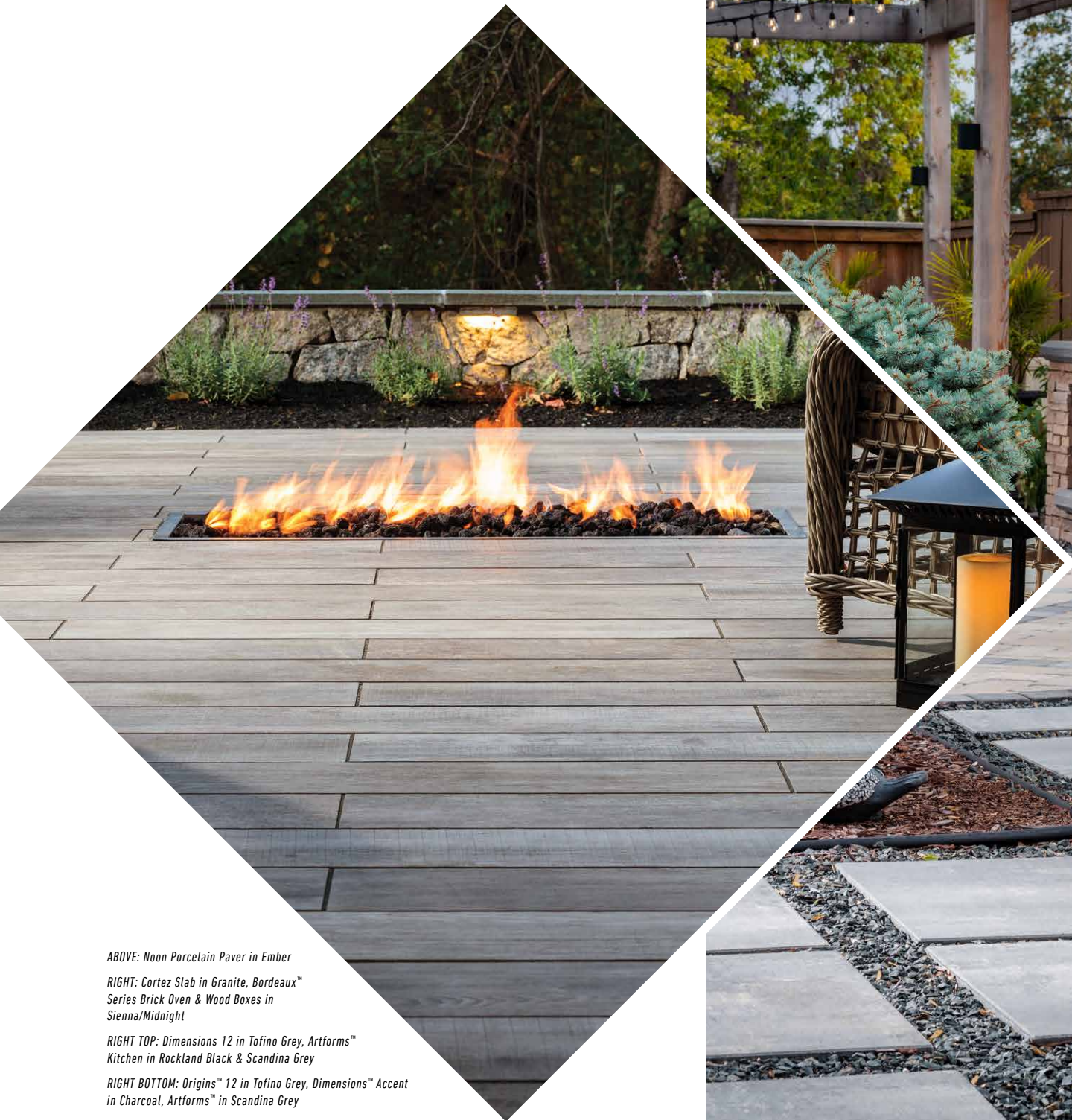


## *INSPIRATION GALLERY*

Browse images by project type and save or share your favorites.

[Beldgard.com/Inspiration](https://Belgard.com/Inspiration)






*ABOVE: Noon Porcelain Paver in Ember*

*RIGHT: Cortez Slab in Granite, Bordeaux™ Series Brick Oven & Wood Boxes in Sienna/Midnight*


*RIGHT TOP: Dimensions 12 in Tofino Grey, Artforms™ Kitchen in Rockland Black & Scandina Grey*




*RIGHT BOTTOM: Origins™ 12 in Tofino Grey, Dimensions™ Accent in Charcoal, Artforms™ in Scandina Grey*






# PAVERS


## PALLET INFORMATION / ESTIMATING CHART

| AQUAPAVE® STANDARD |   |   | SQFT/<br>PALLET | SQFT/<br>LAYER | LAYER/<br>PALLET | UNITS/<br>PALLET | LNFT/PALLET<br>(SOLDIER) | LNFT/PALLET<br>(SAILOR) | UNIT<br>/SQFT | WEIGHT/<br>PALLET<br>(KG) | WEIGHT/<br>PALLET<br>(LB) |
|--------------------|---|---|-----------------|----------------|------------------|------------------|--------------------------|-------------------------|---------------|---------------------------|---------------------------|
| PAVER              |  | 110 x 221.5 x 80mm<br>4 5/16 x 8 3/4 x 3 1/8" | 73.7            | 10.5           | 7                | 280              | -                        | -                       | 3.8           | 1225                      | 2700                      |

| BASALT™      |   |                                      | SQFT/<br>PALLET | SQFT/<br>LAYER | LAYER/<br>PALLET | UNITS/<br>PALLET | LNFT/PALLET<br>(SOLDIER) | LNFT/PALLET<br>(SAILOR) | UNITS /<br>SQFT | WEIGHT/<br>PALLET<br>(KG) | WEIGHT/<br>PALLET<br>(LB) |
|--------------|---|--------------------------------------|-----------------|----------------|------------------|------------------|--------------------------|-------------------------|-----------------|---------------------------|---------------------------|
| BASALT 18    |  | 230 x 457 x 60mm<br>9 x 18 x 2 3/8"  | -               | -              | -                | 20               | -                        | -                       | -               | -                         | -                         |
|              |  | 457 x 457 x 60mm<br>18 x 18 x 2 3/8" | -               | -              | -                | 10               | -                        | -                       | -               | -                         | -                         |
|              |  | 685 x 457 x 60mm<br>27 x 18 x 2 3/8" | -               | -              | -                | 20               | -                        | -                       | -               | -                         | -                         |
| <b>TOTAL</b> |   |                                      | 112.5           | 11.25          | 10               | 50               | -                        | -                       | -               | 1450                      | 3202                      |




| BELGIAN COBBLE® |   |                                      | SQFT/<br>PALLET | SQFT/<br>LAYER | LAYER/<br>PALLET | UNITS/<br>PALLET | LNFT/PALLET<br>(SOLDIER) | LNFT/PALLET<br>(SAILOR) | SQFT/<br>UNIT | WEIGHT/<br>PALLET<br>(KG) | WEIGHT/<br>PALLET<br>(LB) |
|-----------------|---|--------------------------------------|-----------------|----------------|------------------|------------------|--------------------------|-------------------------|---------------|---------------------------|---------------------------|
| MULTI-PIECE     |  | Variable x 60mm<br>Variable x 2 3/8" | 68              | -              | 10               | 320              | -                        | -                       | -             | 744                       | 1640                      |




| BELGRAVIA SMOOTH SLAB |   |                                      | SQFT/<br>PALLET | SQFT/<br>LAYER | LAYER/<br>PALLET | UNITS/<br>PALLET | LNFT/PALLET<br>(SOLDIER) | LNFT/PALLET<br>(SAILOR) | SQFT/<br>UNIT | WEIGHT/<br>PALLET<br>(KG) | WEIGHT/<br>PALLET<br>(LB) |
|-----------------------|---|--------------------------------------|-----------------|----------------|------------------|------------------|--------------------------|-------------------------|---------------|---------------------------|---------------------------|
| LARGE SQ.             |  | 600 x 600 x 45mm<br>24 x 24 x 1 3/4" | 96              | -              | -                | 24               | -                        | -                       | 4             | 910                       | 2007                      |
| LARGE REC.            |  | 300 x 600 x 45mm<br>12 x 24 x 1 3/4" | 120             | -              | -                | 60               | -                        | -                       | 2             | 1292                      | 2870                      |

| BELGRAVIA SLATE SLAB |   |                                      | SQFT/<br>PALLET | SQFT/<br>LAYER | LAYER/<br>PALLET | UNITS/<br>PALLET | LNFT/PALLET<br>(SOLDIER) | LNFT/PALLET<br>(SAILOR) | SQFT/<br>UNIT | WEIGHT/<br>PALLET<br>(KG) | WEIGHT/<br>PALLET<br>(LB) |
|----------------------|---|--------------------------------------|-----------------|----------------|------------------|------------------|--------------------------|-------------------------|---------------|---------------------------|---------------------------|
| LARGE SQUARE         |  | 600 x 600 x 45mm<br>24 x 24 x 1 3/4" | 96              | -              | -                | 24               | -                        | -                       | 4             | 910                       | 2007                      |

# PAVERS













## PALLET INFORMATION / ESTIMATING CHART

| <b>COBBLE</b> |   |  | SQFT/<br>PALLET | SQFT/<br>LAYER | LAYER/<br>PALLET | UNITS/<br>PALLET | LNFT/PALLET<br>(SOLDIER) | LNFT/PALLET<br>(SAILOR) | SQFT/<br>UNIT | WEIGHT/<br>PALLET<br>(KG) | WEIGHT/<br>PALLET<br>(LB) |
|---------------|---|--|-----------------|----------------|------------------|------------------|--------------------------|-------------------------|---------------|---------------------------|---------------------------|
| 4.5 X 4.5     |  | 115 x 115 x 60mm<br>4.5 x 4.5 x 2 3/8"   | 119.1           | 11.9           | 10               | 560              | -                        | -                       | 7.05          | 1394                      | 3074                      |
| 4.5 X 7       |  | 115 x 172 x 60mm<br>4.5 x 6 5/8 x 2 3/8" | 119             | 11.9           | 10               | 840              | -                        | -                       | 4.7           | 1378                      | 3037                      |
| CIRCLE<br>KIT |  | 1 - 7' Circle<br>2 - 5' Circle           | 47              | -              | 4                | 356              | -                        | -                       | -             | 559                       | 1232                      |

| <b>CORTEZ SLAB</b> |  |                                  | SQFT/<br>PALLET | SQFT/<br>LAYER | LAYER/<br>PALLET | UNITS/<br>PALLET | LNFT/PALLET<br>(SOLDIER) | LNFT/PALLET<br>(SAILOR) | SQFT/<br>UNIT | WEIGHT/<br>PALLET<br>(KG) | WEIGHT/<br>PALLET<br>(LB) |
|--------------------|--|----------------------------------|-----------------|----------------|------------------|------------------|--------------------------|-------------------------|---------------|---------------------------|---------------------------|
| 24 X 24            |   | 610 x 610 x 50mm<br>24 x 24 x 2" | 88              | 8              | 11               | 22               | -                        | -                       | 4             | 930                       | 2050                      |
| 12 X 24            |   | 305 x 610 x 50mm<br>12 x 24 x 2" | 88              | 8              | 11               | 44               | -                        | -                       | 2             | 910                       | 2000                      |
| 18 X 18            |  | 457 x 457 x 50mm<br>18 x 18 x 2" | 90              | -              | -                | 40               | -                        | -                       | 2.25          | 930                       | 2050                      |

# PAVERS


## PALLET INFORMATION / ESTIMATING CHART

| <b>DIMENSIONS™</b>   |   | SQFT/<br>PALLET   | SQFT/<br>LAYER | LAYER/<br>PALLET | UNITS/<br>PALLET | LNFT/PALLET<br>(SOLDIER) | LNFT/PALLET<br>(SAILOR) | UNITS /<br>SQFT | WEIGHT/<br>PALLET<br>(KG) | WEIGHT/<br>PALLET<br>(LB) |      |
|----------------------|---|---|----------------|------------------|------------------|--------------------------|-------------------------|-----------------|---------------------------|---------------------------|------|
| <b>DIMENSIONS 6</b>  |    | 76 x 152 x 60mm<br>3 x 6 x 2 <sup>3</sup> / <sub>8</sub> "    | -              | -                | -                | 160                      | -                       | -               | -                         | -                         |      |
|                      |    | 152 x 152 x 60mm<br>6 x 6 x 2 <sup>3</sup> / <sub>8</sub> "   | -              | -                | -                | 160                      | -                       | -               | -                         | -                         |      |
|                      |    | 152 x 230 x 60mm<br>6 x 9 x 2 <sup>3</sup> / <sub>8</sub> "   | -              | -                | -                | 160                      | -                       | -               | -                         | -                         |      |
|                      |   | <b>120</b>  | <b>12</b>      | <b>10</b>        | <b>480</b>       | -                        | -                       | -               | <b>1525</b>               | <b>3362</b>               |      |
| <b>DIMENSIONS 12</b> |    | 152 x 305 x 60mm<br>6 x 12 x 2 <sup>3</sup> / <sub>8</sub> "  | -              | -                | -                | 40                       | -                       | -               | -                         | -                         |      |
|                      |    | 305 x 305 x 60mm<br>12 x 12 x 2 <sup>3</sup> / <sub>8</sub> " | -              | -                | -                | 40                       | -                       | -               | -                         | -                         |      |
|                      |    | 457 x 305 x 60mm<br>18 x 12 x 2 <sup>3</sup> / <sub>8</sub> " | -              | -                | -                | 40                       | -                       | -               | -                         | -                         |      |
| <b>TOTAL</b>         |   | <b>120</b>  | <b>12</b>      | <b>10</b>        | <b>120</b>       | -                        | -                       | -               | <b>1541</b>               | <b>3398</b>               |      |
| <b>DIMENSIONS 18</b> |    | 230 x 457 x 60mm<br>9 x 18 x 2 <sup>3</sup> / <sub>8</sub> "  | -              | -                | -                | 20                       | -                       | -               | -                         | -                         |      |
|                      |  | 457 x 457 x 60mm<br>18 x 18 x 2 <sup>3</sup> / <sub>8</sub> " | -              | -                | -                | 10                       | -                       | -               | -                         | -                         |      |
|                      |  | 685 x 457 x 60mm<br>27 x 18 x 2 <sup>3</sup> / <sub>8</sub> " | -              | -                | -                | 20                       | -                       | -               | -                         | -                         |      |
| <b>TOTAL</b>         |   | <b>112.5</b>  | <b>11.25</b>   | <b>10</b>        | <b>50</b>        | -                        | -                       | -               | <b>1450</b>               | <b>3202</b>               |      |
| <b>3 X 9</b>         |  | 76 x 230 x 60mm<br>3 x 9 x 2 <sup>3</sup> / <sub>8</sub> "    | 112.5          | 12               | 10               | 600                      | -                       | -               | 5.33                      | 1526                      | 3364 |
| <b>6 X 12</b>        |  | 152 x 305 x 60mm<br>6 x 12 x 2 <sup>3</sup> / <sub>8</sub> "  | 120            | 12               | 10               | 240                      | -                       | -               | 2                         | 1536                      | 3386 |
| <b>12 X 24</b>       |  | 305 x 610 x 60mm<br>12 x 24 x 2 <sup>3</sup> / <sub>8</sub> " | 120            | 12               | 10               | 60                       | -                       | -               | .5                        | 1542                      | 3401 |






# PAVERS


## PALLET INFORMATION / ESTIMATING CHART



| EMPIRE™ |   |   | SQFT/<br>PALLET | SQFT/<br>LAYER | LAYER/<br>PALLET | UNITS/<br>PALLET | LNFT/PALLET<br>(SOLDIER) | LNFT/PALLET<br>(SAILOR) | UNITS/<br>SQFT | WEIGHT/<br>PALLET<br>(KG) | WEIGHT/<br>PALLET<br>(LB) |
|---------|---|---|-----------------|----------------|------------------|------------------|--------------------------|-------------------------|----------------|---------------------------|---------------------------|
| PLANK   |  | 76 x 305 x 60mm<br>3 x 12 x 2 <sup>3</sup> / <sub>8</sub> " | 440             | 110            | 10               | -                | -                        | -                       | 4              | 1402                      | 3092                      |

Various face styles sold on one pallet

| EXPOSED SLAB   |   |   | SQFT/<br>PALLET | SQFT/<br>LAYER | LAYER/<br>PALLET | UNITS/<br>PALLET | LNFT/PALLET<br>(SOLDIER) | LNFT/PALLET<br>(SAILOR) | SQFT/<br>UNIT | WEIGHT/<br>PALLET<br>(KG) | WEIGHT/<br>PALLET<br>(LB) |
|----------------|---|---|-----------------|----------------|------------------|------------------|--------------------------|-------------------------|---------------|---------------------------|---------------------------|
| ROUND<br>SLAB  |  | 508 x 45mm<br>20 x 1 <sup>3</sup> / <sub>4</sub> "            | -               | -              | -                | 50               | -                        | -                       | -             | 1038                      | 2287                      |
| SQUARE<br>SLAB |  | 406 x 406 x 45mm<br>16 x 16 x 1 <sup>3</sup> / <sub>4</sub> " | 148             | 10.5           | 14               | 84               | -                        | -                       | 1.77          | 1376                      | 3033                      |




| FLAGSTONE |   |   | SQFT/<br>PALLET | SQFT/<br>LAYER | LAYER/<br>PALLET | UNITS/<br>PALLET | LNFT/PALLET<br>(SOLDIER) | LNFT/PALLET<br>(SAILOR) | SQFT/<br>UNIT | WEIGHT/<br>PALLET<br>(KG) | WEIGHT/<br>PALLET<br>(LB) |
|-----------|---|---|-----------------|----------------|------------------|------------------|--------------------------|-------------------------|---------------|---------------------------|---------------------------|
| PAVER     |  | 381 x 501 x 60mm<br>15 x 19 <sup>3</sup> / <sub>4</sub> x 2 <sup>3</sup> / <sub>8</sub> " | 81              | 9              | 9                | 54               | -                        | -                       | 1.5           | 1014                      | 2235                      |



| HEXAGON |   |   | SQFT/<br>PALLET | SQFT/<br>LAYER | LAYER/<br>PALLET | UNITS/<br>PALLET | LNFT/PALLET<br>(SOLDIER) | LNFT/PALLET<br>(SAILOR) | SQFT/<br>UNIT | WEIGHT/<br>PALLET<br>(KG) | WEIGHT/<br>PALLET<br>(LB) |
|---------|---|---|-----------------|----------------|------------------|------------------|--------------------------|-------------------------|---------------|---------------------------|---------------------------|
| PAVER   |  | 300 x 300 x 60mm<br>12 x 12 x 2 <sup>3</sup> / <sub>8</sub> " | 110             | 91.3           | 10               | -                | -                        | -                       | .83           | 995                       | 2192                      |




| HOLLAND STONE        |   |   | SQFT/<br>PALLET | SQFT/<br>LAYER | LAYER/<br>PALLET | UNITS/<br>PALLET | LNFT/PALLET<br>(SOLDIER) | LNFT/PALLET<br>(SAILOR) | UNITS/<br>SQFT | WEIGHT/<br>PALLET<br>(KG) | WEIGHT/<br>PALLET<br>(LB) |
|----------------------|---|---|-----------------|----------------|------------------|------------------|--------------------------|-------------------------|----------------|---------------------------|---------------------------|
| 4 X 8<br>80MM        |  | 100 x 200 x 80mm<br>4 x 8 x 3 <sup>1</sup> / <sub>8</sub> " | 96              | 8              | 12               | 432              | -                        | -                       | 4.5            | 1498                      | 3302                      |
| 4 X 8<br>HERRINGBONE |  | 100 x 200 x 80mm<br>4 x 8 x 3 <sup>1</sup> / <sub>8</sub> " | 76.5            | 9.5            | 8                | 320              | -                        | -                       | 4.5            | 1231                      | 2713                      |




# PAVERS

## PALLET INFORMATION / ESTIMATING CHART

| KINGSTON SMOOTH SLAB |   |                                       | SQFT/<br>PALLET | SQFT/<br>LAYER | LAYER/<br>PALLET | UNITS/<br>PALLET | LNFT/PALLET<br>(SOLDIER) | LNFT/PALLET<br>(SAILOR) | SQFT/<br>UNIT | WEIGHT/<br>PALLET<br>(KG) | WEIGHT/<br>PALLET<br>(LB) |
|----------------------|---|---------------------------------------|-----------------|----------------|------------------|------------------|--------------------------|-------------------------|---------------|---------------------------|---------------------------|
| 8 X 16<br>SLAB       |  | 194 x 391 x 41mm<br>7.6 x 15.4 x 1.6" | 243             | 20.25          | 12               | 216              | -                        | -                       | 1.12          | 1566                      | 3452                      |
| 16 X 16<br>SLAB      |  | 400 x 400 x 44mm<br>16 x 16 x 1.8"    | 127             | -              | 12               | 72               | -                        | -                       | 1.77          | 1278                      | 2818                      |
| ROUND<br>SLAB        |  | 300 x 45mm<br>12 x 1 3/4"             | -               | -              | 8                | 120              | -                        | -                       | -             | 950                       | 2095                      |


| MEGA-LIBRE®  |   |  | SQFT/<br>PALLET | SQFT/<br>LAYER | LAYER/<br>PALLET | UNITS/<br>PALLET | LNFT/PALLET<br>(SOLDIER) | LNFT/PALLET<br>(SAILOR) | SQFT/<br>UNIT | WEIGHT/<br>PALLET<br>(KG) | WEIGHT/<br>PALLET<br>(LB) |
|--------------|---|--|-----------------|----------------|------------------|------------------|--------------------------|-------------------------|---------------|---------------------------|---------------------------|
| SM.          |  | 390 x 563 x 60mm<br>15 x 22 x 2 3/8"   | -               | -              | -                | -                | -                        | -                       | -             | -                         | -                         |
| LG.          |  | 393 x 756 x 60mm<br>15.5 x 30 x 2 3/8" | -               | -              | -                | -                | -                        | -                       | -             | -                         | -                         |
| <b>TOTAL</b> |   |  | 83              | 8.3            | 10               | 40               | -                        | -                       | -             | 980                       | 2161                      |

| MODULINE SERIES® |   |                                    | SQFT/<br>PALLET | SQFT/<br>LAYER | LAYER/<br>PALLET | UNITS/<br>PALLET | LNFT/PALLET<br>(SOLDIER) | LNFT/PALLET<br>(SAILOR) | UNITS/<br>SQFT | WEIGHT/<br>PALLET<br>(KG) | WEIGHT/<br>PALLET<br>(LB) |
|------------------|---|------------------------------------|-----------------|----------------|------------------|------------------|--------------------------|-------------------------|----------------|---------------------------|---------------------------|
| 4 X 18<br>100MM  |  | 101.6 x 457 x 101mm<br>4 x 18 x 4" | 54              | 9              | 6                | 108              | -                        | -                       | 2              | 1098                      | 2421                      |
| 4 X 24<br>100MM  |  | 101.6 x 603 x 101mm<br>4 x 24 x 4" | 72              | 12             | 6                | 112              | -                        | -                       | 1.5            | 1465                      | 3229                      |
| 12 X 24<br>100MM |  | 300 x 603 x 101mm<br>12 x 24 x 4"  | 69.8            | 11.6           | 6                | 36               | -                        | -                       | .52            | 1443                      | 3181                      |




| ORIGINS™     |   |                                      | SQFT/<br>PALLET | SQFT/<br>LAYER | LAYER/<br>PALLET | UNITS/<br>PALLET | LNFT/PALLET<br>(SOLDIER) | LNFT/PALLET<br>(SAILOR) | UNITS/<br>SQFT | WEIGHT/<br>PALLET<br>(KG) | WEIGHT/<br>PALLET<br>(LB) |
|--------------|---|--------------------------------------|-----------------|----------------|------------------|------------------|--------------------------|-------------------------|----------------|---------------------------|---------------------------|
| ORIGINS 12   |  | 152 x 305 x 60mm<br>6 x 12 x 2 3/8"  | -               | -              | -                | 40               | -                        | -                       | -              | -                         | -                         |
|              |  | 305 x 305 x 60mm<br>12 x 12 x 2 3/8" | -               | -              | -                | 40               | -                        | -                       | -              | -                         | -                         |
|              |  | 457 x 305 x 60mm<br>18 x 12 x 2 3/8" | -               | -              | -                | 40               | -                        | -                       | -              | -                         | -                         |
| <b>TOTAL</b> |   |                                      | 120             | 12             | 10               | 120              | -                        | -                       | -              | 1541                      | 3398                      |

# PAVERS




## PALLET INFORMATION / ESTIMATING CHART

| ■ QUADRAL SLAB |   |                                  | SQFT/<br>PALLET | SQFT/<br>LAYER | LAYER/<br>PALLET | UNITS/<br>PALLET | LNFT/PALLET<br>(SOLDIER) | LNFT/PALLET<br>(SAILOR) | UNITS/<br>SQFT | WEIGHT/<br>PALLET<br>(KG) | WEIGHT/<br>PALLET<br>(LB) |
|----------------|---|----------------------------------|-----------------|----------------|------------------|------------------|--------------------------|-------------------------|----------------|---------------------------|---------------------------|
| SLAB           |  | 400 x 400 x 50mm<br>16 x 16 x 2" | 134.16          | 10.3           | 13               | 78               | -                        | -                       | 1.72           | 1377                      | 3035                      |


  

| ■ RIVER ROCK    |   |  | SQFT/<br>PALLET | SQFT/<br>LAYER | LAYER/<br>PALLET | UNITS/<br>PALLET | LNFT/PALLET<br>(SOLDIER) | LNFT/PALLET<br>(SAILOR) | UNITS/<br>SQFT | WEIGHT/<br>PALLET<br>(KG) | WEIGHT/<br>PALLET<br>(LB) |
|-----------------|---|--|-----------------|----------------|------------------|------------------|--------------------------|-------------------------|----------------|---------------------------|---------------------------|
| 3-PIECE MODULAR |  | 140 x 290 x 80mm<br>5.7 x 11.4 x 3 1/8"  | -               | -              | -                | 56               | -                        | -                       | -              | -                         | -                         |
|                 |  | 290 x 290 x 80mm<br>11.4 x 11.4 x 3 1/8" | -               | -              | -                | 28               | -                        | -                       | -              | -                         | -                         |
|                 |  | 290 x 435 x 80mm<br>11.4 x 17.1 x 3 1/8" | -               | -              | -                | 28               | -                        | -                       | -              | -                         | -                         |
|                 | <b>TOTAL</b>  |  |                 | 89             | 12.7             | 7                | 112                      | -                       | -              | -                         | 1451                      |






| ■ RIVER ROCK GRANA |   |  | SQFT/<br>PALLET | SQFT/<br>LAYER | LAYER/<br>PALLET | UNITS/<br>PALLET | LNFT/PALLET<br>(SOLDIER) | LNFT/PALLET<br>(SAILOR) | UNITS/<br>SQFT | WEIGHT/<br>PALLET<br>(KG) | WEIGHT/<br>PALLET<br>(LB) |
|--------------------|---|--|-----------------|----------------|------------------|------------------|--------------------------|-------------------------|----------------|---------------------------|---------------------------|
| 3-PIECE MODULAR    |  | 140 x 290 x 80mm<br>5.7 x 11.4 x 3 1/8"  | -               | -              | -                | 56               | -                        | -                       | -              | -                         | -                         |
|                    |  | 290 x 290 x 80mm<br>11.4 x 11.4 x 3 1/8" | -               | -              | -                | 28               | -                        | -                       | -              | -                         | -                         |
|                    |  | 290 x 435 x 80mm<br>11.4 x 17.1 x 3 1/8" | -               | -              | -                | 28               | -                        | -                       | -              | -                         | -                         |
|                    | <b>TOTAL</b>  |  |                 | 89             | 12.7             | 7                | 112                      | -                       | -              | -                         | 1451                      |



  


|        |   |   |      |      |   |     |   |   |     |      |      |
|--------|---|---|------|------|---|-----|---|---|-----|------|------|
| BORDER |  | 140 x 290 x 80mm<br>5.7 x 11.4 x 3 1/8" | 75.6 | 10.8 | 7 | 168 | - | - | 2.2 | 1500 | 3306 |
|--------|---|---|------|------|---|-----|---|---|-----|------|------|


# PAVERS

## PALLET INFORMATION / ESTIMATING CHART

| ROMAN EURO    |   |                                  | SQFT/<br>PALLET | SQFT/<br>LAYER | LAYER/<br>PALLET | UNITS/<br>PALLET | LNFT/PALLET<br>(SOLDIER) | LNFT/PALLET<br>(SAILOR) | UNITS/<br>SQFT | WEIGHT/<br>PALLET<br>(KG) | WEIGHT/<br>PALLET<br>(LB) |
|---------------|---|----------------------------------|-----------------|----------------|------------------|------------------|--------------------------|-------------------------|----------------|---------------------------|---------------------------|
| 4 X 8         |  | 100 x 200 x 60mm<br>4 x 8 x 2.4" | 120             | 12             | 10               | 540              | -                        | -                       | 4.5            | 1428                      | 3148                      |
| 6 X 6         |  | 150 x 150 x 60mm<br>6 x 6 x 2.4" | 116             | 11.6           | 10               | 480              | -                        | -                       | 4.13           | 1330                      | 2932                      |
| 6 X 7         |  | 150 x 175 x 60mm<br>6 x 7 x 2.4" | 119             | 11.9           | 10               | 420              | -                        | -                       | 3.44           | 1453                      | 3204                      |
| 6 X 9         |  | 150 x 225 x 60mm<br>6 x 9 x 2.4" | 109             | 10.9           | 10               | 300              | -                        | -                       | 2.75           | 1446                      | 3188                      |
| CIRCLE<br>KIT |  | 1 - 8.5"<br>2 - 5"               | 66              | -              | 6                | -                | -                        | -                       | -              | 868                       | 1914                      |





| SARANAK SLAB |   |                                     | SQFT/<br>PALLET | SQFT/<br>LAYER | LAYER/<br>PALLET | UNITS/<br>PALLET | LNFT/PALLET<br>(SOLDIER) | LNFT/PALLET<br>(SAILOR) | SQFT/<br>UNIT | WEIGHT/<br>PALLET<br>(KG) | WEIGHT/<br>PALLET<br>(LB) |
|--------------|---|-------------------------------------|-----------------|----------------|------------------|------------------|--------------------------|-------------------------|---------------|---------------------------|---------------------------|
| 16 X 16      |    | 400 x 400 x 50mm<br>16 x 16 x 1.77" | 103             | 10.3           | 10               | 60               | -                        | -                       | 1.72          | 1064                      | 2345                      |
| 16 X 24      |  | 400 x 600 x 50mm<br>16 x 24 x 1.77" | 106             | 10.6           | 10               | 40               | -                        | -                       | 2.66          | 1056                      | 2328                      |





| SEDONA PORTAGE |   |                                       | SQFT/<br>PALLET | SQFT/<br>LAYER | LAYER/<br>PALLET | UNITS/<br>PALLET | LNFT/PALLET<br>(SOLDIER) | LNFT/PALLET<br>(SAILOR) | SQFT/<br>UNIT | WEIGHT/<br>PALLET<br>(KG) | WEIGHT/<br>PALLET<br>(LB) |
|----------------|---|---------------------------------------|-----------------|----------------|------------------|------------------|--------------------------|-------------------------|---------------|---------------------------|---------------------------|
| SLAB           |  | 387 x 530 x 43mm<br>15.25 x 21 x 1.7" | 135             | 11.25          | 12               | 90               | -                        | -                       | 1.5           | 1197                      | 2639                      |




| TURFSTONE |   |  | SQFT/<br>PALLET | SQFT/<br>LAYER | LAYER/<br>PALLET | UNITS/<br>PALLET | LNFT/PALLET<br>(SOLDIER) | LNFT/PALLET<br>(SAILOR) | SQFT/<br>UNIT | WEIGHT/<br>PALLET<br>(KG) | WEIGHT/<br>PALLET<br>(LB) |
|-----------|---|--|-----------------|----------------|------------------|------------------|--------------------------|-------------------------|---------------|---------------------------|---------------------------|
| PAVER     |  | 400 x 600 x 80mm<br>15 3/4 x 23 5/8 x 3 1/8" | 103.2           | 12.9           | 8                | 40               | -                        | -                       | 2.58          | 930                       | 2050                      |

# PAVERS

## PALLET INFORMATION / ESTIMATING CHART


| VILLA STONE   |   |  | SQFT/<br>PALLET | SQFT/<br>LAYER | LAYER/<br>PALLET | UNITS/<br>PALLET | LNFT/PALLET<br>(SOLDIER) | LNFT/PALLET<br>(SAILOR) | UNIT/<br>SQFT | WEIGHT/<br>PALLET<br>(KG) | WEIGHT/<br>PALLET<br>(LB) |
|---------------|---|--|-----------------|----------------|------------------|------------------|--------------------------|-------------------------|---------------|---------------------------|---------------------------|
| TYPE<br>1     |  | 160 x 240 x 60mm<br>6 <sup>5</sup> / <sub>16</sub> x 9 <sup>7</sup> / <sub>16</sub> x 2 <sup>3</sup> / <sub>8</sub> "  | 89              | 9.88           | 9                | 216              | -                        | -                       | 2.4           | 1202                      | 2650                      |
| TYPE<br>2     |  | 160 x 160 x 60mm<br>16 <sup>5</sup> / <sub>16</sub> x 6 <sup>5</sup> / <sub>16</sub> x 2 <sup>3</sup> / <sub>8</sub> " | 104             | 11.55          | 9                | 378              | -                        | -                       | 3.6           | 1406                      | 3100                      |
| TYPE<br>3     |  | 120 x 160 x 60mm<br>4 <sup>3</sup> / <sub>4</sub> x 6 <sup>5</sup> / <sub>16</sub> x 2 <sup>3</sup> / <sub>8</sub> "   | 91              | 10.11          | 9                | 441              | -                        | -                       | 4.8           | 1225                      | 2700                      |
| CIRCLE<br>KIT |  | 242cm diameter<br>95" diameter   | 54              | -              | 5                | 1                | -                        | -                       | -             | 708                       | 1560                      |




| VS5-108 |   |                                     | SQFT/<br>PALLET | SQFT/<br>LAYER | LAYER/<br>PALLET | UNITS/<br>PALLET | LNFT/PALLET<br>(SOLDIER) | LNFT/PALLET<br>(SAILOR) | UNIT/<br>SQFT | WEIGHT/<br>PALLET<br>(KG) | WEIGHT/<br>PALLET<br>(LB) |
|---------|---|-------------------------------------|-----------------|----------------|------------------|------------------|--------------------------|-------------------------|---------------|---------------------------|---------------------------|
| 3 X 12  |    | 75 x 300 x 108mm<br>3 x 12 x 4.3"   | 57.6            | 9.6            | 6                | 240              | -                        | -                       | 4.13          | 1274                      | 2809                      |
| 6 X 12  |    | 150 x 300 x 108mm<br>6 x 12 x 4.3"  | 70.2            | 11.7           | 6                | 144              | -                        | -                       | 2.06          | 1358                      | 2994                      |
| 12 X 12 |  | 300 x 300 x 108mm<br>12 x 12 x 4.3" | 70.2            | 11.7           | 6                | 72               | -                        | -                       | 1.03          | 1440                      | 3175                      |
| 12 X 24 |  | 300 x 600 x 108mm<br>12 x 24 x 4.3" | 70.2            | 11.7           | 6                | 36               | -                        | -                       | 1.98 Sq Ft    | 1404                      | 3095                      |


| VS5-88  |   |   | SQFT/<br>PALLET | SQFT/<br>LAYER | LAYER/<br>PALLET | UNITS/<br>PALLET | LNFT/PALLET<br>(SOLDIER) | LNFT/PALLET<br>(SAILOR) | UNIT/<br>SQFT | WEIGHT/<br>PALLET<br>(KG) | WEIGHT/<br>PALLET<br>(LB) |
|---------|---|---|-----------------|----------------|------------------|------------------|--------------------------|-------------------------|---------------|---------------------------|---------------------------|
| 3 X 12  |  | 75 x 300 x 88mm<br>3 x 12 x 3 <sup>1</sup> / <sub>2</sub> "   | 67.2            | 9.6            | 7                | 280              | -                        | -                       | 4.13          | 1190                      | 2623                      |
| 6 X 12  |  | 150 x 300 x 88mm<br>6 x 12 x 3 <sup>1</sup> / <sub>2</sub> "  | 81.9            | 11.7           | 7                | 168              | -                        | -                       | 2.06          | 1267                      | 2693                      |
| 12 X 12 |  | 300 x 300 x 88mm<br>12 x 12 x 3 <sup>1</sup> / <sub>2</sub> " | 81.9            | 11.7           | 7                | 84               | -                        | -                       | 1.03          | 1344                      | 2963                      |
| 12 X 24 |  | 300 x 600 x 88mm<br>12 x 24 x 3 <sup>1</sup> / <sub>2</sub> " | 84              | 11.7           | 7                | 42               | -                        | -                       | 1.98 Sq Ft    | 1309                      | 2885                      |


# PORCELAIN PAVERS



## PALLET INFORMATION / ESTIMATING CHART


| ARDESIE |   |  | WEIGHT / BOX (LB) | PIECES / BOX | SQ FT / BOX | BOXES / PALLET | SQ FT / PALLET | WEIGHT / PALLET (KG) | WEIGHT / PALLET (LB) |
|---------|---|--|-------------------|--------------|-------------|----------------|----------------|----------------------|----------------------|
| 24 X 24 |  | 598 x 598 x 20mm<br>23.5 x 23.5 x 3/4" | 72                | 2            | 7.75        | 30             | 232.5          | 980                  | 2160                 |


| GLOCAL  |   |  | WEIGHT / BOX (LB) | PIECES / BOX | SQ FT / BOX | BOXES / PALLET | SQ FT / PALLET | WEIGHT / PALLET (KG) | WEIGHT / PALLET (LB) |
|---------|---|--|-------------------|--------------|-------------|----------------|----------------|----------------------|----------------------|
| 24 X 24 |  | 598 x 598 x 20mm<br>23.5 x 23.5 x 3/4" | 72                | 2            | 7.75        | 30             | 232.5          | 980                  | 2160                 |
| 24 X 48 |  | 598 x 1194 x 20mm<br>23.5 x 48 x 3/4"  | 74                | 1            | 7.75        | 35             | 271.25         | 1189                 | 2621                 |
| 30 X 30 |  | 770 x 770 x 20mm<br>30.5 x 30.5 x 3/4" | 65                | 1            | 6.88        | 42             | 289.3          | 1247                 | 2751                 |

| NAME    |   |  | WEIGHT / BOX (LB) | PIECES / BOX | SQ FT / BOX | BOXES / PALLET | SQ FT / PALLET | WEIGHT / PALLET (KG) | WEIGHT / PALLET (LB) |
|---------|---|--|-------------------|--------------|-------------|----------------|----------------|----------------------|----------------------|
| 24 X 24 |  | 598 x 598 x 20mm<br>23.5 x 23.5 x 3/4" | 72                | 2            | 7.75        | 30             | 232.5          | 980                  | 2160                 |

| NOON    |   |   | WEIGHT / BOX (LB) | PIECES / BOX | SQ FT / BOX | BOXES / PALLET | SQ FT / PALLET | WEIGHT / PALLET (KG) | WEIGHT / PALLET (LB) |
|---------|---|---|-------------------|--------------|-------------|----------------|----------------|----------------------|----------------------|
| 12 X 48 |  | 300 x 1200 x 20mm<br>11.73 x 47.17 x 3/4" | 74                | 2            | 7.75        | 36             | 279            | 1208                 | 2664                 |








| SILVERLAKE |   |  | WEIGHT / BOX (LB) | PIECES / BOX | SQ FT / BOX | BOXES / PALLET | SQ FT / PALLET | WEIGHT / PALLET (KG) | WEIGHT / PALLET (LB) |
|------------|---|--|-------------------|--------------|-------------|----------------|----------------|----------------------|----------------------|
| 24 X 24    |  | 598 x 598 x 20mm<br>23.5 x 23.5 x 3/4" | 72                | 2            | 7.75        | 30             | 232.5          | 980                  | 2160                 |
| 24 X 48    |  | 598 x 1194 x 20mm<br>23.5 x 48 x 3/4"  | 74                | 1            | 7.75        | 35             | 271.25         | 1189                 | 2621                 |




| UNICO |   |                                      | WEIGHT / BOX (LB) | PIECES / BOX | LN FT / BOX | BOXES / PALLET | LN FT / PALLET | WEIGHT / PALLET (KG) | WEIGHT / PALLET (LB) |
|-------|---|--------------------------------------|-------------------|--------------|-------------|----------------|----------------|----------------------|----------------------|
| UNICO |  | 330 x 598 x 20mm<br>13 x 23.5 x 3/4" | 52                | 3            | 6           | 40             | 232.5          | 1324                 | 2920                 |

| VERONA  |   |  | WEIGHT / BOX (LB) | PIECES / BOX | SQ FT / BOX | BOXES / PALLET | SQ FT / PALLET | WEIGHT / PALLET (KG) | WEIGHT / PALLET (LB) |
|---------|---|--|-------------------|--------------|-------------|----------------|----------------|----------------------|----------------------|
| 24 X 24 |  | 598 x 598 x 20mm<br>23.5 x 23.5 x 3/4" | 72                | 2            | 7.75        | 30             | 232.5          | 980                  | 2160                 |

# WALLS






## PALLET INFORMATION / ESTIMATING CHART

| AB® COLLECTION |  |                                      | SQFT/<br>PALLET | LNFT/<br>PALLET | LAYER/<br>PALLET | UNITS/<br>PALLET | UNITS/<br>SQFT | WEIGHT/<br>UNIT<br>(KG) | WEIGHT/<br>UNIT<br>(LB) | WEIGHT/<br>PALLET<br>(KG) | WEIGHT/<br>PALLET<br>(LB) |
|----------------|--|--------------------------------------|-----------------|-----------------|------------------|------------------|----------------|-------------------------|-------------------------|---------------------------|---------------------------|
| CLASSIC        |   | 460 x 300 x 200mm<br>18 x 12 x 8"    | 40              | 60              | 5                | 40               | 1              | 38                      | 84                      | 1526                      | 3365                      |
| JUMBO          |   | 230 x 240 x 200mm<br>9 x 9.5 x 8"    | 50              | 75              | 5                | 100              | 2              | 17.5                    | 38.6                    | 1752                      | 3862                      |
| LITE           |   | 460 x 300 x 100mm<br>18 x 12 x 4"    | 36              | 108             | 9                | 72               | 2              | 24                      | 53.5                    | 1749                      | 3856                      |
| 12" CAP        |   | 300 x 300 x 92mm<br>12 x 12 x 3.625" | -               | 96              | 8                | 96               | -              | 17.7                    | 39                      | 1702                      | 3752                      |
| 18" CAP        |   | 460 x 300 x 95mm<br>18 x 12 x 3.75"  | -               | 84              | 7                | 56               | -              | 26.6                    | 59                      | 1494                      | 3296                      |
| 12" CORNER     |   | 300 x 200 x 200mm<br>12 x 8 x 8"     | -               | -               | 2                | 40               | -              | 26.7                    | 59                      | 1068                      | 2355                      |
| 16" CORNER     |  | 400 x 200 x 200mm<br>16 x 8 x 8"     | -               | -               | 2                | 30               | -              | 32                      | 72                      | 980                       | 2161                      |

| AB® METROPOLITAN |   |                                    | SQFT/<br>PALLET | LNFT/<br>PALLET | LAYER/<br>PALLET | UNITS/<br>PALLET | UNITS/<br>SQFT | WEIGHT/<br>UNIT<br>(KG) | WEIGHT/<br>UNIT<br>(LB) | WEIGHT/<br>PALLET<br>(KG) | WEIGHT/<br>PALLET<br>(LB) |
|------------------|---|------------------------------------|-----------------|-----------------|------------------|------------------|----------------|-------------------------|-------------------------|---------------------------|---------------------------|
| BLOCK            |  | 460 x 300 x 200mm<br>18 x 12 x 8"  | 40              | 60              | 4                | 40               | 1              | 38                      | 84                      | 1496                      | 3298                      |
| CORNER           |  | 400 x 200 x 200mm<br>16 x 8 x 8"   | -               | -               | 2                | 30               | -              | 32                      | 72                      | 980                       | 2161                      |
| CAP              |  | 460 x 300 x 90mm<br>18 x 12 x 3.5" | -               | 84              | 7                | 56               | -              | 26.6                    | 59                      | 1494                      | 3296                      |

# WALLS


## PALLET INFORMATION / ESTIMATING CHART




| ASHLAR TANDEM™   |   |   | SQFT/<br>PALLET | SQFT/<br>LAYER | LAYER/<br>PALLET | UNITS/<br>PALLET | UNITS/<br>SQFT | WEIGHT/<br>UNIT<br>(KG) | WEIGHT/<br>UNIT<br>(LB) | WEIGHT/<br>PALLET<br>(KG) | WEIGHT/<br>PALLET<br>(LB) |
|------------------|---|---|-----------------|----------------|------------------|------------------|----------------|-------------------------|-------------------------|---------------------------|---------------------------|
| UNIT 1           |  | 347 x 76.2 x 177mm<br>13 3/8 x 3 x 7"     | -               | -              | -                | -                | -              | 8                       | 18                      | -                         | -                         |
| UNIT 2           |  | 398 x 76.2 x 177mm<br>15 5/8 x 3 x 7"     | -               | -              | -                | -                | -              | 10                      | 22                      | -                         | -                         |
| UNIT 3           |  | 457 x 76.2 x 177mm<br>18 x 3 x 7"         | -               | -              | -                | -                | -              | 11                      | 25                      | -                         | -                         |
| <b>TOTAL</b>     |   |   | <b>70.1</b>     | <b>-</b>       | <b>6</b>         | <b>90</b>        | <b>-</b>       | <b>-</b>                | <b>-</b>                | <b>945</b>                | <b>2083</b>               |
| CAP              |  | 381 x 600 x 82mm<br>15 x 24 x 3 1/4"      | -               | -              | 8                | 32               | -              | -                       | -                       | 1357                      | 2993                      |
| MODULAR<br>BLOCK |  | 200 x 200 x 180mm<br>8 x 8 x 7 1/16"      | -               | -              | 4                | 128              | -              | -                       | -                       | 1222                      | 2695                      |
| BASE<br>BLOCK    |  | 458 x 300 x 89mm<br>18 1/16 x 12 x 3 1/2" | -               | -              | 8                | 56               | -              | -                       | -                       | 1343                      | 2961                      |

### TANDEM COLUMN KIT

TANDEM COLUMN UNIT      MODULAR BLOCK      CONNECTORS








| BELTIS |   |                                      | SQFT/<br>PALLET | LNFT/<br>PALLET | LAYER/<br>PALLET | UNITS/<br>PALLET | UNITS/<br>SQFT | WEIGHT/<br>UNIT<br>(KG) | WEIGHT/<br>UNIT<br>(LB) | WEIGHT/<br>PALLET<br>(KG) | WEIGHT/<br>PALLET<br>(LB) |
|--------|---|--------------------------------------|-----------------|-----------------|------------------|------------------|----------------|-------------------------|-------------------------|---------------------------|---------------------------|
| UNIT   |  | 293 x 185 x 100mm<br>11.5 x 7.3 x 4" | 46              | 138             | 7                | 144              | 3.13           | 7.7                     | 17                      | 1272                      | 2805                      |





| CORNERSTONE® |   |                                   | SQFT/<br>PALLET | LNFT/<br>PALLET | LAYER/<br>PALLET | UNITS/<br>PALLET | UNITS/<br>SQFT | WEIGHT/<br>UNIT<br>(KG) | WEIGHT/<br>UNIT<br>(LB) | WEIGHT/<br>PALLET<br>(KG) | WEIGHT/<br>PALLET<br>(LB) |
|--------------|---|-----------------------------------|-----------------|-----------------|------------------|------------------|----------------|-------------------------|-------------------------|---------------------------|---------------------------|
| FLAT<br>FACE |  | 460 x 300 x 200mm<br>18 x 12 x 8" | 40              | 60              | 5                | 40               | 1              | 41                      | 81                      | 1464                      | 3228                      |
| CORNER       |  | 460 x 230 x 200mm<br>18 x 9 x 8"  | -               | -               | 4                | 32               | -              | 36.6                    | 81                      | 1172                      | 2583                      |
| CAP          |  | 457 x 305 x 76mm<br>18 x 12 x 3"  | -               | 95.9            | 10               | 64               | -              | 21.8                    | 48                      | 1396                      | 3079                      |




# WALLS

## PALLET INFORMATION / ESTIMATING CHART







| <b>PISA2®</b>             |  | SQFT/<br>PALLET | LNFT/<br>PALLET | LAYER/<br>PALLET | UNITS/<br>PALLET | UNITS/<br>SQFT | WEIGHT/<br>UNIT<br>(KG) | WEIGHT/<br>UNIT<br>(LB) | WEIGHT/<br>PALLET<br>(KG) | WEIGHT/<br>PALLET<br>(LB) |
|---------------------------|--|-----------------|-----------------|------------------|------------------|----------------|-------------------------|-------------------------|---------------------------|---------------------------|
| <b>STANDARD</b>           |  200 x 300 x 150mm<br>8 x 12 x 6"                       | 24              | 48              | 3                | 72               | 3              | 19                      | 42.5                    | 1391                      | 3067                      |
| <b>TIGHT<br/>RADIUS</b>   |  200(F) / 150(B) x 300 x 150mm<br>8(F) / 6(B) x 12 x 6" | 24              | -               | 3                | 72               | 3              | 17.6                    | 38.8                    | 1270                      | 2800                      |
| <b>CORNER</b>             |  500 x 200 x 150mm<br>20 x 8 x 6"                       | -               | -               | 3                | 36               | -              | 31.8                    | 70.3                    | 1148                      | 2531                      |
| <b>18"<br/>CAP</b>        |  457 x 305 x 76mm<br>18 x 12 x 3"                       | -               | 96              | 8                | 64               | -              | -                       | -                       | 1396                      | 3079                      |
| <b>REVERSE-<br/>A-CAP</b> |  200(F) / 177(B) x 356 x 76mm<br>8(F) / 7(B) x 14 x 4"  | -               | 74.4            | 10               | 120              | -              | -                       | -                       | 1277                      | 2815                      |





| <b>MELVILLE TANDEM™ LONG</b> |  | SQFT/<br>PALLET    | SQFT/<br>LAYER | LAYER/<br>PALLET | UNITS/<br>PALLET | UNITS/<br>SQFT | WEIGHT/<br>UNIT<br>(KG) | WEIGHT/<br>UNIT<br>(LB) | WEIGHT/<br>PALLET<br>(KG) | WEIGHT/<br>PALLET<br>(LB) |
|------------------------------|--|--------------------|----------------|------------------|------------------|----------------|-------------------------|-------------------------|---------------------------|---------------------------|
| <b>LONG</b>                  |  603 x 180 x 67mm<br>23¾ x 7¼ x 2⅝" | 46.7 SF<br>79.1 LF | -              | 4                | 40               | 1.15           | -                       | -                       | 659                       | 1453                      |
| <b>CAP</b>                   |  600 x 400 x 60<br>24 x 16 x 2⅜"    | 64                 | -              | 8                | 32               | -              | 33.8                    | 74.5                    | 1428                      | 3148                      |
| <b>MODULAR<br/>BLOCK</b>     |  199 x 200 x 180mm<br>8 x 8 x 7¼"   | -                  | -              | -                | 128              | -              | -                       | -                       | 1154                      | 3332                      |
| <b>BASE<br/>BLOCK</b>        |  458 x 300 x 89mm<br>18¼ x 12 x 3½" | -                  | -              | 8                | 56               | -              | -                       | -                       | 1343                      | 2961                      |

| <b>MELVILLE™ WALL</b> |   | SQFT/<br>PALLET | LNFT/<br>PALLET | LAYER/<br>PALLET | UNITS/<br>PALLET | SQFT/<br>UNIT | WEIGHT/<br>UNIT<br>(KG) | WEIGHT/<br>UNIT<br>(LB) | WEIGHT/<br>PALLET<br>(KG) | WEIGHT/<br>PALLET<br>(LB) |
|-----------------------|---|-----------------|-----------------|------------------|------------------|---------------|-------------------------|-------------------------|---------------------------|---------------------------|
| <b>BLOCK</b>          |  100 x 500 x 250mm<br>4 x 20 x 10" | -               | 80              | 6                | 48               | -             | 28.42                   | 62.65                   | 1364                      | 3007                      |

# WALLS


## PALLET INFORMATION / ESTIMATING CHART



| SIENASTONE® |   |   | SQFT/<br>PALLET | LNFT/<br>PALLET | LAYER/<br>PALLET | UNITS/<br>PALLET | UNITS/<br>SQFT | WEIGHT/<br>UNIT<br>(KG) | WEIGHT/<br>UNIT<br>(LB) | WEIGHT/<br>PALLET<br>(KG) | WEIGHT/<br>PALLET<br>(LB) |
|-------------|---|---|-----------------|-----------------|------------------|------------------|----------------|-------------------------|-------------------------|---------------------------|---------------------------|
| 333<br>STD. |  | 1000 x 333 x 185mm<br>39 x 13 x 7 <sup>3</sup> / <sub>8</sub> "                           | 18              | 29.25           | 3                | 9                | .50            | 289                     | 447.5                   | 1179                      | 2599                      |
| 500<br>STD. |  | 1000 x 500 x 185mm<br>39 x 20 x 7 <sup>3</sup> / <sub>8</sub> "                           | 12              | 19.5            | 3                | 6                | .50            | 200                     | 441                     | 1200                      | 2646                      |
| 925<br>STD. |  | 1000 x 925 x 185mm<br>39 x 36 x 7 <sup>3</sup> / <sub>8</sub> "                           | 6               | 9.75            | 3                | 3                | .50            | 400                     | 883                     | 1200                      | 2646                      |
| CORNER      |  | 1000 x 500 x 185mm<br>39 x 20 x 7 <sup>3</sup> / <sub>8</sub> "                           | -               | -               | 3                | 6                | -              | 213                     | 470                     | 1278                      | 2640                      |
| CURVE       |  | 500(F) / 430(B) x 500 x 185mm<br>19.7(F) / 17(B) x 19.7 x 7 <sup>3</sup> / <sub>8</sub> " | -               | -               | 3                | 12               | -              | 93                      | 205                     | 1116                      | 2460                      |
| CAP         |  | 1000 x 500 x 185mm<br>39 x 19.7 x 7 <sup>3</sup> / <sub>8</sub> "                         | -               | 19.5            | 3                | 6                | -              | 203                     | 447.5                   | 1218                      | 2685                      |




| STACKSTONE      |   |  | SQFT/<br>PALLET | LNFT/<br>PALLET | LAYER/<br>PALLET | UNITS/<br>PALLET | UNITS/<br>SQFT | WEIGHT/<br>UNIT<br>(KG) | WEIGHT/<br>UNIT<br>(LB) | WEIGHT/<br>PALLET<br>(KG) | WEIGHT/<br>PALLET<br>(LB) |
|-----------------|---|--|-----------------|-----------------|------------------|------------------|----------------|-------------------------|-------------------------|---------------------------|---------------------------|
| STANDARD        |  | 200(F) / 150(B) x 200 x 100mm<br>8(F) / 6(B) x 8 x 4"  | 30              | 87.5            | 5                | 150              | 5              | 8                       | 17.6                    | 1200                      | 2646                      |
| TIGHT<br>RADIUS |  | 200(F) / 100(B) x 200 x 100mm<br>8(F) / 4(B) x 8 x 4"  | -               | -               | 5                | 180              | 5              | 7                       | 15                      | 1247                      | 2750                      |
| CORNER          |  | 200(F) / 178(B) x 275 x 100mm<br>8(F) / 7(B) x 11 x 4" | -               | -               | 3                | 48               | -              | 13.4                    | 29                      | 642                       | 1415                      |
| CAP             |  | 200(F) / 150(B) x 200 x 100mm<br>8(F) / 6(B) x 8 x 4"  | -               | 87.5            | 5                | 150              | -              | 7.7                     | 17                      | 1200                      | 2646                      |

# WALLS

## PALLET INFORMATION / ESTIMATING CHART


| WESTON STONE™ |   |                                  | SQFT/<br>PALLET | LNFT/<br>PALLET | LAYER/<br>PALLET | UNITS/<br>PALLET | UNITS/<br>SQFT | WEIGHT/<br>UNIT<br>(KG) | WEIGHT/<br>UNIT<br>(LB) | WEIGHT/<br>PALLET<br>(KG) | WEIGHT/<br>PALLET<br>(LB) |
|---------------|---|----------------------------------|-----------------|-----------------|------------------|------------------|----------------|-------------------------|-------------------------|---------------------------|---------------------------|
| UNIVERSAL     |  | 300 x 200 x 100mm<br>12 x 8 x 4" | 33              | 100             | 5                | 100              | 3              | 12.5                    | 27.6                    | 1253                      | 2762                      |

| VERSA-LOK® |   |   | SQFT/<br>PALLET  | SQFT/<br>LAYER | LAYER/<br>PALLET | UNITS/<br>PALLET | UNITS/<br>SQFT | WEIGHT/<br>UNIT<br>(KG) | WEIGHT/<br>UNIT<br>(LB) | WEIGHT/<br>PALLET<br>(KG) | WEIGHT/<br>PALLET<br>(LB) |
|------------|---|---|------------------|----------------|------------------|------------------|----------------|-------------------------|-------------------------|---------------------------|---------------------------|
| STANDARD   |  | 406 x 300 x 153mm<br>16 x 12 x 6"                       | 24 SF<br>47.9 LF | 6              | 4                | 36               | 1.5            | 41.7                    | 92                      | 1502                      | 3312                      |
| CAP        |  | 406 x 300 x 92mm<br>16 x 12 x 3.625"<br>14" Tapered Cap | 90 LF            | -              | 8                | 72               | -              | 25                      | 53.5                    | 1502                      | 3312                      |

| ZENWALL  |   |                                    | SQFT/<br>PALLET | LNFT/<br>PALLET | LAYER/<br>PALLET | UNITS/<br>PALLET | UNITS/<br>SQFT | WEIGHT/<br>UNIT<br>(KG) | WEIGHT/<br>UNIT<br>(LB) | WEIGHT/<br>PALLET<br>(KG) | WEIGHT/<br>PALLET<br>(LB) |
|----------|---|------------------------------------|-----------------|-----------------|------------------|------------------|----------------|-------------------------|-------------------------|---------------------------|---------------------------|
| STANDARD |  | 325 x 225 x 75mm<br>13 x 8.85 x 3" | 29.2            | 119             | 8                | 120              | 4.1            | 9.7                     | 21                      | 1162                      | 2561                      |
| CORNER   |  | 325 x 220 x 75 mm<br>14¾ x 8½ x 3" | -               | -               | 4                | 40               | -              | 10.8                    | 23.8                    | 432                       | 952                       |
| CAP      |  | 325 x 260 x 75mm<br>13 x 8¼ x 3"   | -               | 94              | 8                | 96               | -              | 11.2                    | 24.6                    | 1072                      | 2363                      |

## CUSTOMIZE YOUR SPACE

### PALLET INFORMATION / ESTIMATING CHART

| <b>BELTIS FIRE PIT KIT</b> |   | SQFT/<br>PALLET  | SQFT/<br>LAYER | LAYER/<br>PALLET | UNITS/<br>PALLET | UNITS/<br>SQFT | WEIGHT/<br>UNIT (LB) | WEIGHT/<br>PALLET<br>(KG) | WEIGHT/<br>PALLET<br>(LB) |
|----------------------------|---|--|----------------|------------------|------------------|----------------|----------------------|---------------------------|---------------------------|
| <b>KIT</b>                 |  | Inside Diameter 32" / 813mm<br>Outside Diameter 43" / 1092mm<br>Height 12" / 305mm | -              | -                | -                | -              | -                    | 481                       | 1060                      |

| <b>BORDEAUX™ SERIES</b> | BODY / ACCENT COLOUR | ITEM CODE | UNIT WEIGHT (KG) | UNIT WEIGHT (LB) |
|-------------------------|----------------------|-----------|------------------|------------------|
| Fireplace               | Sienna / Buff        | 70300791  | 1905             | 4200             |
| Wood Boxes              | Sienna / Buff        | 13140001  | 1392             | 3070             |
| Linear Fireplace        | Sienna / Buff        | 13000021  | 1678             | 3700             |
| Linear Fire Table       | Sienna / Buff        | 13000023  | 1393             | 3070             |
| Brick Oven              | Sienna / Buff        | 13000012  | 2819             | 6215             |
| Grill Island<br>(NG)    | Sienna / Buff        | 13110010  | 1385             | 3055             |
| Grill Island<br>(LP)    | Sienna / Buff        | 13110011  | 1385             | 3055             |
| Fireplace               | Sienna / Midnight    | 13070014  | 1905             | 4200             |
| Wood Boxes              | Sienna / Midnight    | 13140020  | 1392             | 3070             |
| Linear Fireplace        | Sienna / Midnight    | 13000019  | 1678             | 3700             |
| Linear Fire Table       | Sienna / Midnight    | 13000204  | 1393             | 3070             |
| Brick Oven              | Sienna / Midnight    | 13000014  | 2819             | 6215             |
| Grill Island<br>(NG)    | Sienna / Midnight    | 13110014  | 1385             | 3055             |
| Grill Island<br>(LP)    | Sienna / Midnight    | 13110015  | 1385             | 3055             |
| Fireplace               | Pewter / Midnight    | 13070012  | 1905             | 4200             |
| Wood Boxes              | Pewter / Midnight    | 13140020  | 1392             | 3070             |
| Linear Fireplace        | Pewter / Midnight    | 13000020  | 1678             | 3700             |
| Linear Fire Table       | Pewter / Midnight    | 13000203  | 1393             | 3070             |

# CUSTOMIZE YOUR SPACE

## PALLET INFORMATION / ESTIMATING CHART


| <b>BRISTOL™ SERIES</b> | BODY / ACCENT COLOUR  | ITEM CODE | UNIT WEIGHT (KG) | UNIT WEIGHT (LB) |
|------------------------|-----------------------|-----------|------------------|------------------|
| Fireplace              | Gascony / Ashbury     | 70580261  | 3286             | 7245             |
| Wood Boxes             | Gascony / Ashbury     | 70580334  | 1791             | 3950             |
| Hearth                 | Gascony / Ashbury     | 70580262  | 535              | 1180             |
| Grill Island           | Gascony / Ashbury     | 13110008  | 1871             | 4125             |
| Fireplace              | Cotswold / Brookstone | 70580312  | 3286             | 7245             |
| Wood Boxes             | Cotswold / Brookstone | 70580534  | 1791             | 3950             |
| Hearth                 | Cotswold / Brookstone | 70580309  | 535              | 1180             |
| Grill Island           | Cotswold / Brookstone | 13110009  | 1871             | 4125             |



| <b>BRIGHTON™ SERIES</b> | BODY / ACCENT COLOUR  | ITEM CODE | UNIT WEIGHT (KG) | UNIT WEIGHT (LB) |
|-------------------------|-----------------------|-----------|------------------|------------------|
| Fireplace               | Gascony / Ashbury     | 70580007  | 2642             | 5825             |
| Wood Boxes              | Gascony / Ashbury     | 70300046  | 1451             | 3200             |
| Fireplace               | Cotswold / Brookstone | 70580378  | 2642             | 5825             |
| Wood Boxes              | Cotswold / Brookstone | 70580291  | 1451             | 3200             |


| <b>MELVILLE™ SERIES</b> | BODY / ACCENT COLOR      | ITEM CODE | UNIT WEIGHT (KG) | UNIT WEIGHT (LB) |
|-------------------------|--------------------------|-----------|------------------|------------------|
| Fireplace               | Scandina Gray / Midnight | 13070020  | 1891             | 4170             |
| Wood Boxes              | Scandina Gray / Midnight | 13140010  | 1393             | 3070             |
| Grill Island            | Scandina Gray / Midnight | 13110028  | 1479             | 3260             |
| Linear Fireplace        | Scandina Gray / Midnight | 13000026  | 1814             | 4000             |
| Linear Fire Table       | Scandina Gray / Midnight | 13070027  | 1134             | 2500             |


# CUSTOMIZE YOUR SPACE


## PALLET INFORMATION / ESTIMATING CHART


| <b>I-I STACKSTONE FIRE PIT KIT</b> |   |                                     | SQFT/<br>PALLET | SQFT/<br>LAYER | LAYER/<br>PALLET | UNITS/<br>PALLET | UNITS/<br>SQFT | WEIGHT/<br>UNIT (LB) | WEIGHT/<br>PALLET<br>(KG) | WEIGHT/<br>PALLET<br>(LB) |
|------------------------------------|---|-------------------------------------|-----------------|----------------|------------------|------------------|----------------|----------------------|---------------------------|---------------------------|
| <b>KIT</b>                         |  | 635 x 1067 x 406mm<br>25 x 42 x 16" | -               | -              | -                | -                | -              | -                    | 481                       | 1060                      |

| <b>I-I WESTON STONE™ FIRE PIT</b> |   |                                     | SQFT/<br>PALLET | SQFT/<br>LAYER | LAYER/<br>PALLET | UNITS/<br>PALLET | UNITS/<br>SQFT | WEIGHT/<br>UNIT (LB) | WEIGHT/<br>PALLET<br>(KG) | WEIGHT/<br>PALLET<br>(LB) |
|-----------------------------------|---|-------------------------------------|-----------------|----------------|------------------|------------------|----------------|----------------------|---------------------------|---------------------------|
| <b>PYRAMID</b>                    |  | 711 x 1118 x 305mm<br>28 x 44 x 12" | -               | -              | -                | -                | -              | -                    | 540                       | 1190                      |
| <b>FLAT</b>                       |  | 711 x 1118 x 305mm<br>28 x 44 x 12" | -               | -              | -                | -                | -              | -                    | 540                       | 1190                      |

| <b>I-I I-CON EDGER</b> |  |                                   | LNFT/<br>PALLET | LAYER/<br>PALLET | UNITS/<br>PALLET | LNFT/PALLET<br>(SOLDIER) | LNFT/PALLET<br>(SAILOR) | UNITS/<br>SQFT | WEIGHT/<br>PALLET<br>(KG) | WEIGHT/<br>PALLET<br>(LB) |
|------------------------|--|-----------------------------------|-----------------|------------------|------------------|--------------------------|-------------------------|----------------|---------------------------|---------------------------|
| <b>UNIT</b>            |  | 300 x 93 x 100mm<br>12 x 3.5 x 4" | 200             | 5                | 200              | -                        | -                       | -              | 1428                      | 3148                      |

| <b>I-I LANDINGS™ STEP</b> |   |                                    | LNFT/<br>PALLET | LAYER/<br>PALLET | UNITS/<br>PALLET | LNFT/PALLET<br>(SOLDIER) | LNFT/PALLET<br>(SAILOR) | UNITS/<br>SQFT | WEIGHT/<br>PALLET<br>(KG) | WEIGHT/<br>PALLET<br>(LB) |
|---------------------------|---|------------------------------------|-----------------|------------------|------------------|--------------------------|-------------------------|----------------|---------------------------|---------------------------|
| <b>STEP<br/>UNIT</b>      |  | 1219 x 457 x 152mm<br>48 x 18 x 6" | 24              | -                | 6                | -                        | -                       | -              | 1680                      | 2574                      |

| <b>I-I MARINA™ COPING</b> |   |                                     | LNFT/<br>PALLET | LAYER/<br>PALLET | UNITS/<br>PALLET | LNFT/PALLET<br>(SOLDIER) | LNFT/PALLET<br>(SAILOR) | UNITS/<br>SQFT | WEIGHT/<br>PALLET<br>(KG) | WEIGHT/<br>PALLET<br>(LB) |
|---------------------------|---|-------------------------------------|-----------------|------------------|------------------|--------------------------|-------------------------|----------------|---------------------------|---------------------------|
| <b>UNIT</b>               |  | 150 x 300 x 60mm<br>6 x 12 x 2 3/8" | 72              | 3                | 144              | -                        | -                       | -              | 782                       | 1725                      |

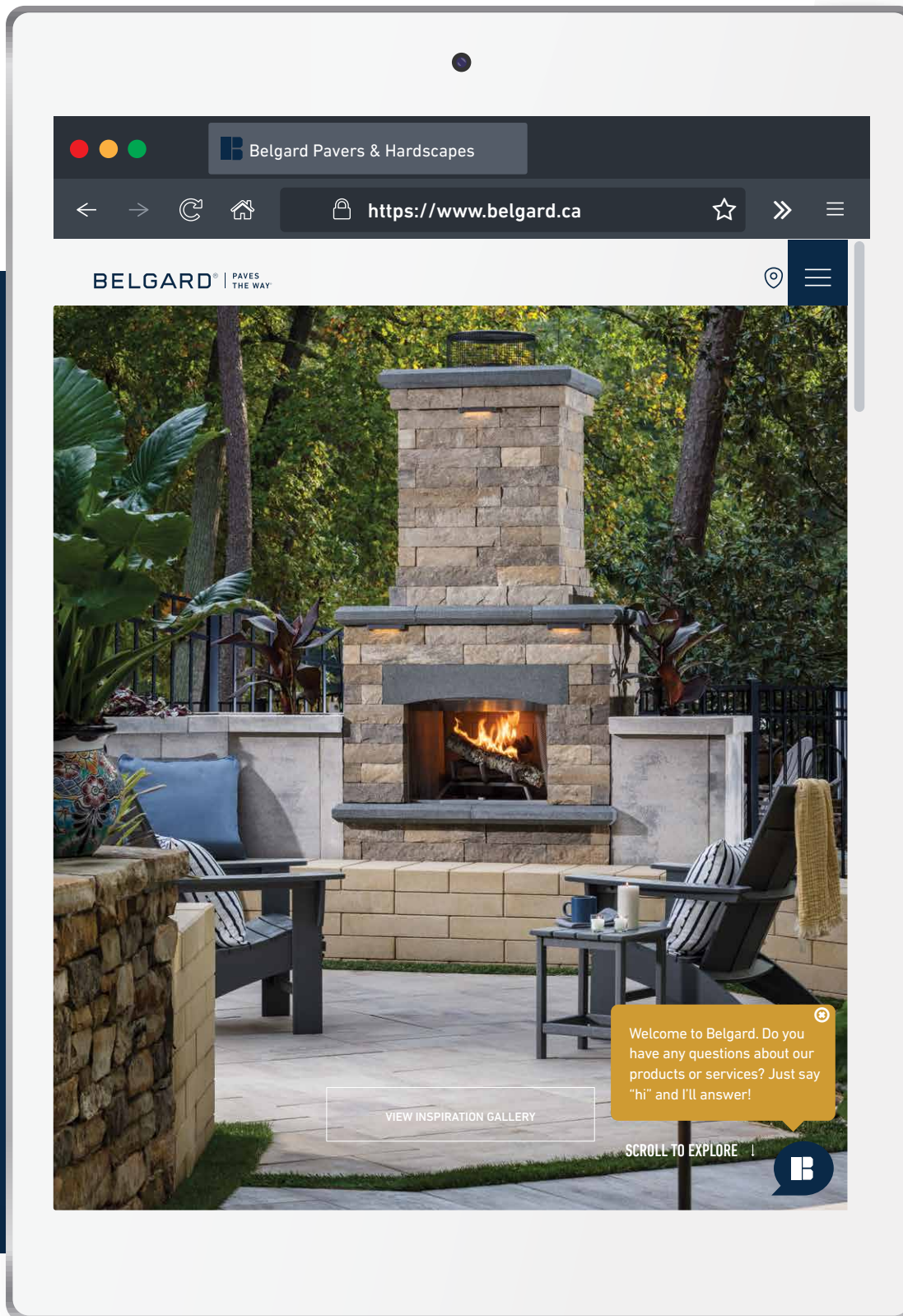
| <b>I-I STRATUS® EDGER</b> |   |                                | LNFT/<br>PALLET | LAYER/<br>PALLET | UNITS/<br>PALLET | LNFT/PALLET<br>(SOLDIER) | LNFT/PALLET<br>(SAILOR) | UNITS/<br>SQFT | WEIGHT/<br>PALLET<br>(KG) | WEIGHT/<br>PALLET<br>(LB) |
|---------------------------|---|--------------------------------|-----------------|------------------|------------------|--------------------------|-------------------------|----------------|---------------------------|---------------------------|
| <b>UNIT</b>               |  | 80 x 300 x 80mm<br>3 x 12 x 3" | 320             | 8                | 320              | -                        | -                       | -              | 1322                      | 2914                      |











# RESOURCES

*We offer an array of resources to help plan and design an outdoor living addition.*



## PROJECT GUIDE

Everything you need to know about planning an outdoor living project.



## DIGITAL CATALOG

Download or share a digital version of this catalog.



## RESOURCE GUIDE

Installation tips, laying guides and estimating tools for contractors.



**BELGARD.CA**

Visit our site for more ideas and inspiration.

# NOTES

---



---



---



---



---



---



---



---



---



---



---



---



---



---



---



---



## CANADA WEST

Acheson Head Office  
 28234 Acheson Road  
 Acheson, AB T7X 6A9  
 Ph: 780-962-4010  
 Fx: 780-962-3230  
 Ph: 800-232-9443  
 E: acheson.sales@oldcastle.com

Balzac (Calgary)  
 260032 RR 291  
 Rockyview County, AB  
 T4A 0T8  
 Ph: 800-279-3728  
 Fx: 403-279-4191  
 E: balzac.sales@oldcastle.com

Winnipeg  
 1436 Chevrier Blvd  
 Winnipeg, MB R3T 1Y6  
 Ph: 800-262-8869  
 E: winnipeg.sales@oldcastle.com

Saskatoon  
 1839 - 11 Street West  
 Saskatoon, SK S7M 3B7  
 Ph: 800-279-3728  
 E: sales.saskatoon@oldcastle.com

### PAVERS

|                      |    |
|----------------------|----|
| AquaPave®            | 54 |
| Ardesie              | 56 |
| Basalt™              | 14 |
| Belgian Cobble®      | 44 |
| Belgravia Slate Slab | 32 |
| Belgravia Smooth     | 24 |
| Cobble               | 46 |
| Cortez Slab          | 18 |
| Dimensions™          | 20 |
| Dimensions™ Accent   | 22 |
| Empire™              | 16 |
| Exposed Slab         | 47 |
| Flagstone            | 33 |
| Glocal               | 58 |
| Hexagon              | 25 |
| Holland Stone        | 48 |
| Kingston Smooth      | 26 |
| Mega-Libre®          | 34 |
| Moduline Series®     | 27 |
| Na.Me                | 60 |

|                     |    |
|---------------------|----|
| Noon                | 61 |
| Origins™ 12         | 36 |
| Quadral Slab        | 38 |
| River Rock          | 40 |
| River Rock Grana    | 28 |
| Roman Euro          | 50 |
| Saranak Slab        | 41 |
| Sedona Portage Slab | 42 |
| Silverlake          | 62 |
| Turfstone™          | 55 |
| Verona              | 64 |
| Villa Stone         | 52 |
| VS5-108 & VS-88     | 30 |

### WALLS

|                       |    |
|-----------------------|----|
| AB® Collection        | 78 |
| AB Metropolitan™      | 68 |
| Ashlar Tandem™        | 76 |
| Beltis Wall           | 80 |
| CornerStone®          | 82 |
| Melville Tandem™ Long | 70 |
| Melville™ Wall        | 72 |

|               |    |
|---------------|----|
| Pisa2®        | 83 |
| SienaStone®   | 84 |
| StackStone®   | 86 |
| Versa-Lok®    | 87 |
| Weston Stone™ | 88 |
| ZenWall™      | 74 |

### CUSTOMIZE YOUR SPACE

|                            |     |
|----------------------------|-----|
| Artforms™                  | 92  |
| Beltis Fire Pit Kit        | 102 |
| Bordeaux™ Series           | 96  |
| Bristol™ Series            | 98  |
| Brighton™ Series           | 100 |
| I-Con Edger                | 111 |
| Landings™ Step Unit        | 112 |
| Marina™ Coping             | 106 |
| Melville™ Series           | 94  |
| StackStone® Fire Pit Kit   | 104 |
| Stratus® Edger             | 110 |
| Unico                      | 108 |
| Weston Stone™ Fire Pit Kit | 103 |

### COLLECTIONS LEGEND

- Artisan Collection
- Metropolitan Collection
- Natural Collection
- Heritage Collection
- Environmental Collection
- Porcelain Collection

# PEACE OF MIND, GUARANTEED

## LIFETIME TRANSFERABLE LIMITED WARRANTY

Oldcastle® APG, Inc. ("Belgard") is proud to inform you that all of our interlocking concrete paver and retaining walls ("Products") meet and/or exceed the requirements of ASTM C-936 and ASTM C-1372. Belgard® guarantees its Products against these standards for the lifetime of the Product defined by ICPI. This guarantee does not apply to splitting, chipping or other breakage that could be caused by impact, abrasion or overloading. This warranty is transferable. The original proof of purchase is required.

This warranty is only valid if the material is installed under the guidelines of the ICPI ([www.ICPI.org](http://www.ICPI.org)), The NCMA ([www.ncma.org](http://www.ncma.org)) or the Belgard Installation Guideline Manual. Improper installation voids this warranty. This warranty is for residential applications only and does not apply to commercial applications. It is recommended that the job be installed by a Belgard Preferred Contractor who provides a guaranty of their workmanship for a minimum of 2 years from the date of install. For warranty service, contact Belgard at 1-877-BELGARD. A service representative will investigate your claim within 10 business days. If the Belgard product fails to meet the specifications, Belgard will replace the defective product at no charge. Colour matching cannot be guaranteed. Belgard will not be responsible for any replacement labor, consequential damages or incidental damages. This warranty gives you specific legal rights, and you may also have other rights which vary from province to province. Some states do not allow for the exclusion or limitation of incidental or consequential damages, so the above limitation or exclusion may not apply to you. All other warranties, express or implied are waived.

For specific information regarding warranty coverage and exclusions in regards to the Elements and Porcelain Paver products, please visit: [Belgard.com/Warranty](http://Belgard.com/Warranty)

# QUALITY TO THE CORE

With Belgard, you get the nation's leading pavers and landscape walls backed by the foremost experts in the industry.

**BELGARD.COM**

© Copyright 2023 Oldcastle APG, Inc. A CRH Company. All Rights Reserved. BEL22-D-17007

PICTURED ON THE COVER: DITCHFIELD SOILS LTD  
RIVER ROCK GRANA WITH HOLLAND STONE BORDER